

MAY 24 1990

COLORADO STATE LIBRARY
State Publications LibrarySets for catching
problem bobcatsMajor L. Boddicker^{1/}

COLORADO STATE UNIVERSITY EXTENSION SERVICE

COLORADO STATE PUBLICATIONS LIBRARY



3 1799 00140 8186

no. 6.511

Quick Facts

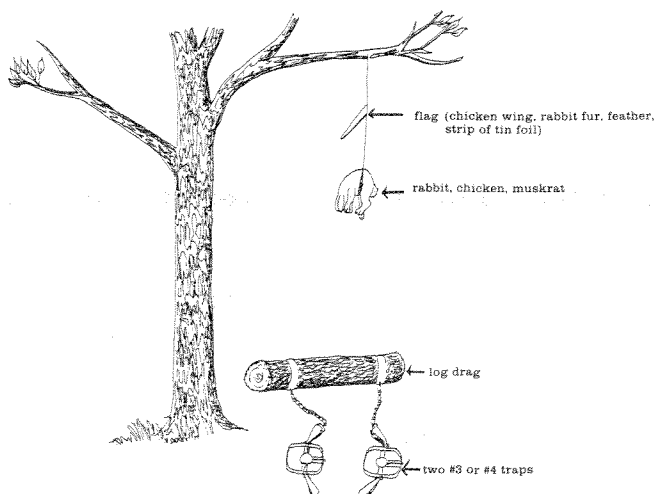
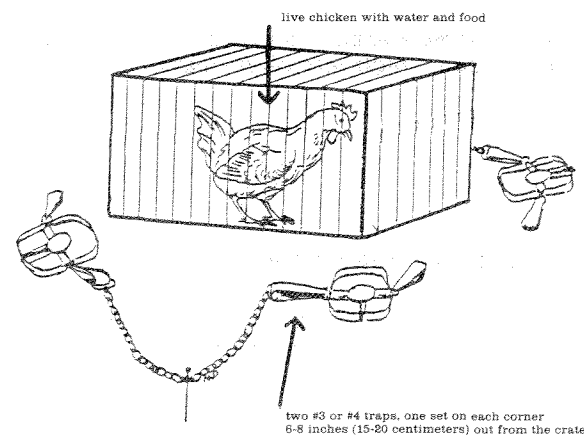
Bobcats can be trapped easily by using snares, leghold and Conibear traps.

Care should be taken when setting traps to avoid conflicts with humans, pets and livestock.

Since bobcats feed by sight, bright shiny objects, such as mirrors, aluminum foil or jar lids, will attract them from long distances.

Bobcats are valuable furbearers; control measures should be delayed until prime pelt season.

For more information on controlling bobcats, see Service in Action sheet 6.510.

Figure 1: Hanging bait set for bobcats.**Figure 2: Live bait set for bobcats.**

Bobcats can be trapped easily by using snares, leghold and Conibear traps with the set arrangements diagrammed in this fact sheet.

Trap sets should be placed along ridges or saddles, in canyon bottoms, under bridges or ledges and close to bobcat trails near where livestock losses are occurring.

Effective traps include Nos. 3 and 4 offsets, leghold, No. 330 Conibear and snares. Care should be taken when setting traps to avoid conflicts with humans, pets and livestock. Careful selection of trap-set locations will reduce potential problems.

Leghold traps should be bedded beneath the surface of the ground, using a pan cover. The trap should be covered over with sifted dirt.

Choice baits include fresh jackrabbit, muskrat, beaver, skunk, feral cat and fish. Oil of rhodium, catnip, beaver castor and bobcat, fox and coyote urines also work very well.

Since a bobcat feeds by sight, bright shiny objects draw their attention; therefore, flags hung near the traps (see Figure 1) often will attract them from long distances. Mirrors, aluminum pie pans, mason jar lids, pieces of aluminum foil, strips of rabbit fur or chicken wings make suitable "flags."

Bobcats are valuable furbearers. If possible, control measures should be delayed until pelts are in prime condition between Nov. 1 and March 31. Bobcats are pelted, using the casing method with fur out.

^{1/}Major L. Boddicker, CSU extension associate professor, wildlife, animal damage control (revised 4/15/79)

Figure 3: Scent post.

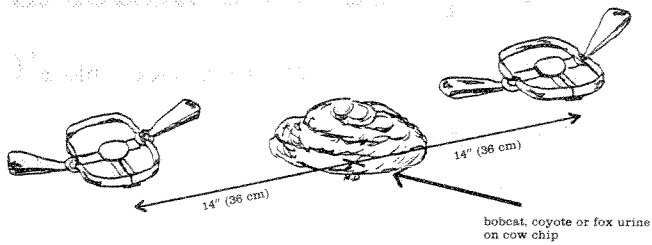


Figure 4: Cubby set.

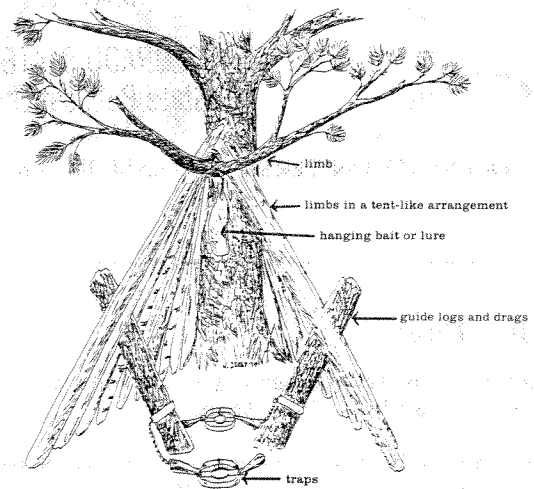
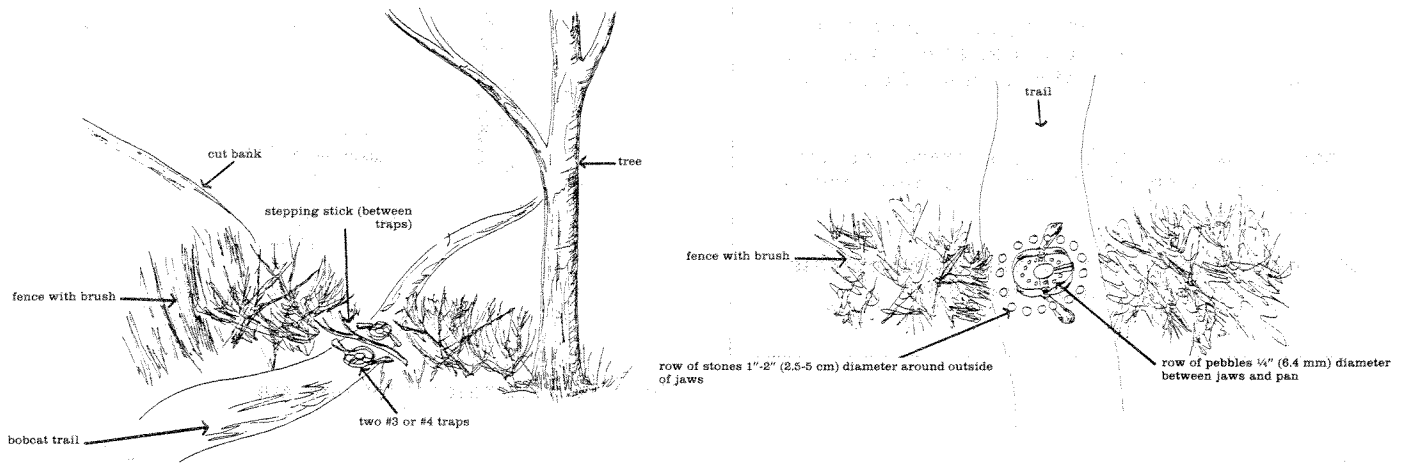


Figure 5: Blind or trail set (two methods of preparing traps).



(If baits are not desired and no other wildlife or domestic animals are traveling the bobcat's route, the Indian trail or blind set can be used effectively on bobcats.)

Figure 6: Barrel set with killer trap.

