

DOCUMENT RESUME

ED 377 224

TM 022 396

TITLE Colorado Adult Literacy Concerns: Colorado County Census Data for the Year 1990. Population, English as a Second Language, Educational Attainment, Labor Force Participation, Poverty Status and Public Assistance Income.

INSTITUTION Colorado State Dept. of Education, Denver. Colorado Literacy Action.

PUB DATE May 94

NOTE 73p.

PUB TYPE Reports - Evaluative/Feasibility (142) -- Statistical Data (110)

EDRS PRICE MF01/PC03 Plus Postage.

DESCRIPTORS Adult Education; *Adult Literacy; Adults; *Census Figures; Counties; *Educational Attainment; *English (Second Language); *Labor Force; *Poverty; State Aid; State Programs; Welfare Recipients

IDENTIFIERS *Colorado

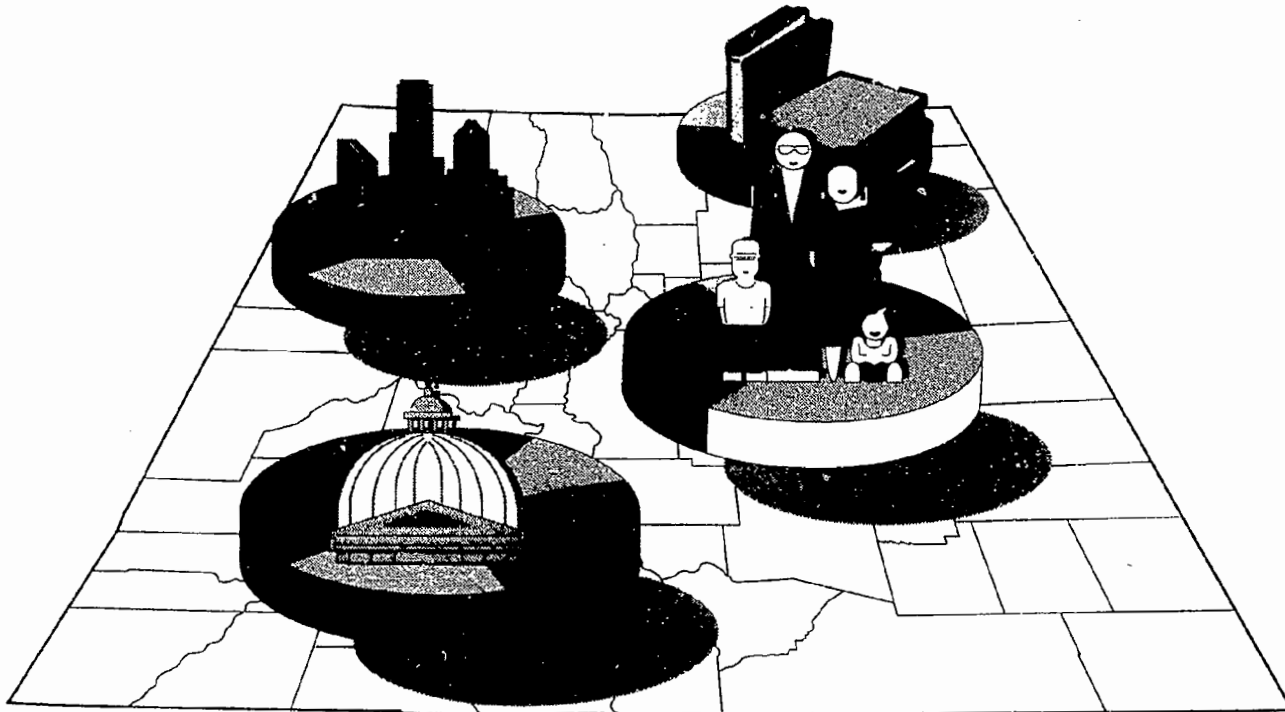
ABSTRACT

This report displays 1990 U.S. census data for Colorado and each of its 63 counties. Selected characteristics include population, English as a Second Language, educational attainment, labor force participation, poverty status, and public assistance income. Data, which may be useful in examining assumptions made concerning those characteristics, were selected by the Colorado Adult Literacy Commission. For each county, graphs display the respondents' perceptions of their competence in English as a Second Language and their educational attainment. Tables describe the adults in the labor force (persons over age 16), poverty status by age, and public assistance recipients by person and household. (SLD)

* Reproductions supplied by EDRS are the best that can be made *
* from the original document. *

COLORADO ADULT LITERACY CONCERNS

Colorado County Census Data for the Year 1990



Population, English as a Second Language, Educational Attainment,
Labor Force Participation, Poverty Status and Public Assistance Income.

U.S. DEPARTMENT OF EDUCATION
Office of Educational Research and Improvement
EDUCATIONAL RESOURCES INFORMATION
CENTER (ERIC)

☒ This document has been reproduced as
received from the person or organization
originating it.

☐ Minor changes have been made to improve
reproduction quality.

• Points of view or opinions stated in this docu-
ment do not necessarily represent official
OERI position or policy.

PERMISSION TO REPRODUCE THIS
MATERIAL HAS BEEN GRANTED BY

N. BOLT

cde

TO THE EDUCATIONAL RESOURCES
INFORMATION CENTER (ERIC)."

Colorado Adult Literacy Commission
Colorado Department of Education
201 East Colfax
Denver, Colorado 80203
May 1994

COLORADO ADULT LITERACY CONCERNS

Colorado County Census Data for the Year 1990

Population, English as a Second Language, Educational
Attainment, Labor Force Participation, Poverty Status
and Public Assistance Income.



Colorado Adult Literacy Commission

**OFFICE OF ADULT EDUCATION
Colorado Department of Education
201 East Colfax
Denver, Colorado 80203
866-6609**

May 1994

Table of Contents

Adult Literacy Concerns.....	v
------------------------------	---

Sources.....	vi
--------------	----

Definitions.....	vi
------------------	----

Colorado.....	1
---------------	---

Adams County.....	2
Alamosa County.....	3
Arapahoe County.....	4
Archuleta County.....	5
Baca County.....	6
Bent County.....	7
Boulder County.....	8
Chaffee County.....	9
Cheyenne County.....	10
Clear Creek County.....	11
Conejos County.....	12
Costilla County.....	13
Crowley County.....	14
Custer County.....	15
Delta County.....	16
Denver County.....	17
Dolores County.....	18
Douglas County.....	19
Eagle County.....	20
El Paso County.....	21
Elbert County.....	22
Freemont County.....	23
Garfield County.....	24
Gilpin County.....	25
Grand County.....	26
Gunnison County.....	27
Hinsdale County.....	28
Huerfano County.....	29
Jackson County.....	30
Jefferson County.....	31
Kiowa County.....	32
Kit Carson County.....	33

La Plata County.....	34
Lake County.....	35
Larimer County.....	36
Las Animas County.....	37
Lincoln County.....	38
Logan County.....	39
Mesa County.....	40
Mineral County.....	41
Moffat County.....	42
Montezuma County.....	43
Montrose County.....	44
Morgan County.....	45
Otero County.....	46
Ouray County.....	47
Park County.....	48
Phillips County.....	49
Pitkin County.....	50
Prowers County.....	51
Pueblo County.....	52
Rio Blanco County.....	53
Rio Grande County.....	54
Routt County.....	55
San Juan County.....	56
Saguache County.....	57
San Miguel County.....	58
Sedgwick County.....	59
Summit County.....	60
Teller County.....	61
Washington County.....	62
Weld County.....	63
Yuma County.....	64

ADULT LITERACY CONCERNS



Adult Literacy Concerns displays 1990 U.S. Census data for the state of Colorado and each of its sixty-three counties. Selected characteristics include:

Population, English as a Second Language, Educational Attainment, Labor Force Participation, Poverty Status and Public Assistance Income.

The report was commissioned by the Colorado Adult Literacy Commission and prepared by the Office of Adult Education staff of the Colorado Department of Education.

This data may be useful in examining assumptions made concerning these selected characteristics. Census data is available for states, counties, cities and census tracts the data can be obtained from government agencies and public libraries. Other boundaries, such as school districts and state level representative districts, are much more complicated.

COLORADO STATE BOARD OF EDUCATION

Sybil S. Downing, Chairman,
Member-at-Large
Boulder

Patricia M. Hayes, Vice Chairman,
6th Congressional District
Englewood

Gladys S. Eddy,
4th Congressional District,
Fort Collins

Royce D. Forsyth,
1st Congressional District,
Denver

Thomas M. Howerton,
5th Congressional District,
Colorado Springs

Ed Lyell,
2nd Congressional District,
Broomfield

Hazel F. Petrocco,
3rd Congressional District,
Pueblo

William Randall,
Commissioner of Education,
State of Colorado

Nancy Bolt,
Assistant Commissioner,
State Library and Adult Education
Office

Office of Adult Education
Colorado Department of Education
201 E. Colfax Avenue
Denver, Colorado 80203
303/866-6609

SOURCES

U.S. Bureau of the Census. 1990 Census of Population and Housing, Summary Tape File 3a, Colorado. Distributed by Colorado Division of Local Government. Denver, Colorado.

U.S. Department of Commerce. Bureau of the Census. *1990 Census of Population and Housing - Population and Housing Characteristics for Congressional Districts of the 103rd Congress Colorado*. Washington D.C.: U.S. Government Printing Office, January 1993.

U.S. Department of Commerce. Bureau of the Census. *1990 Census of Population and Housing. Guide Part B. Glossary*. Washington D.C.: U.S. Government Printing Office, January 1993.

U.S. Department of Commerce. Bureau of the Census. *1990 Census of Population and Housing Summary Social, Economic, and Housing Characteristics Colorado*. Washington D.C.: U.S. Government Printing Office, May 1990.

DEFINITIONS ACCORDING TO THE 1990 CENSUS

as found in 1990 Census of Population and Housing. Guide Part B. Glossary.

ENGLISH AS A SECOND LANGUAGE

LANGUAGE SPOKEN AT HOME AND ABILITY TO SPEAK ENGLISH

Ability to Speak English


Persons 5 years old and over who reported that they spoke a language other than English in question 15a were also asked in question 15c to indicate their ability to speak English based on one of the following categories: "Very well," "Well," "Not well," or "Not at all."

15c How well does this person speak English?

Very Well Not Well

Well Not At All

The data on ability to speak English represent the Person's own perception about his or her own ability or, because census questionnaires are usually completed by one household member, the responses may represent the perception of another household member. The instruction guides and questionnaires that were mailed to households did not include any information on how to interpret the response categories in question 15c. (p.42).



EDUCATIONAL ATTAINMENT

Educational Attainment

Data on education attainment were derived from answers to questionnaire item 12. Persons are classified according to the highest level of school completed or the highest degree received. The question included response categories which allowed persons to report completing the 12th grade without receiving a high school diploma, and which instructed respondents to report as "high school graduate(s) - persons who received either a high school diploma or the equivalent, for example, passed the Rest of General Educational Development (G.E.D.), and did not attend college. (p./21.)

LABOR FORCE

Employed

All civilians 16 years old and over who were either (1) "at work" those who did any work at all during the reference week as paid employees, worked in their own business or profession, worked on their own farm, or worked 15 hours or more as unpaid workers on a family farm or in a family business; or (2) were "with a job but not at work" those who did not work during the reference week but had jobs or businesses from which they were temporarily absent due to illness, bad weather, industrial dispute, vacation, or other personal reasons. (p.22.)



Unemployed

All civilians 16 years old and over are classified as unemployed if they (1) were neither "at work" not "with a job but not at work" during the reference week, and (2) were looking for work during the last 4 weeks, and (3) were available to accept a job. Also included as unemployed are civilians who did not work at all during the reference week and were waiting to be called back to a job from which they had been laid off. (p.22)

Civilian Labor Force

Consists of persons classified as employed or unemployed in accordance with the criteria described above. (p.23.)

POVERTY STATUS

Poverty Status

The data on poverty status were derived from answers to the same questions as the income data, questionnaire items 32 and 33. Poverty statistics presented in census publications were based on a definition originated by the Social Security Administration...


The income cutoffs used by the Census Bureau to determine the poverty status of families and unrelated individuals included a set of 48 thresholds arranged in a two-dimensional matrix consisting of family size (from one person to nine or more persons) cross-classified by presence and number of family members under 18 years old (from no children present to eight or more children present).

The poverty thresholds are revised annually to allow for changed in the cost of living as reflected in the Consumer Price Index. the average poverty threshold for a family of four persons was \$12,674 in 1989. (p.44).

PUBLIC ASSISTANCE

Public Assistance Income


Includes: (1) supplemental security income payment made by Federal or State welfare agencies to low income persons who are aged (65 years old or over), blind, or disabled; (2) aid to families with dependent children, and (3) general assistance. Separate payment received for hospital or other medical care (vendor payments) are excluded from this item. (p.33).



HOUSEHOLD

Household

A household includes all the persons who occupy a housing unit. A housing unit is a house, an apartment, a mobile home, a group of rooms, or a single room that is occupied (or if vacant, is intended for occupancy) as separate living quarters. Separate living quarters are those in which the occupants live and eat separately from any other person in the building and which have direct access from the outside of the building or through a common hall. The occupants may be a single family, one person living alone, two or more families living together, or any other group of related or unrelated persons who share living arrangements. (p.30).



AVERAGE PUBLIC ASSISTANCE INCOME PER PERSON

Definition for the purpose of this report.

This figure divides the "Total Public Assistance Income" by the number of Persons with "Public Assistance Income."



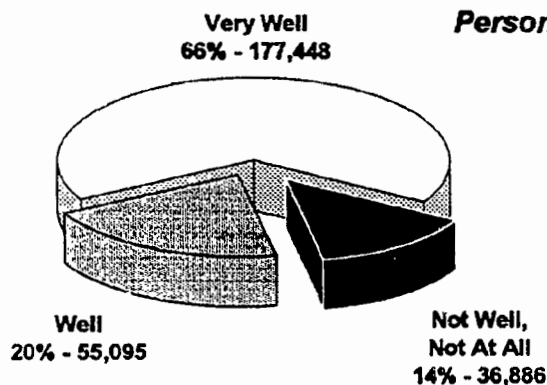
Colorado

Population

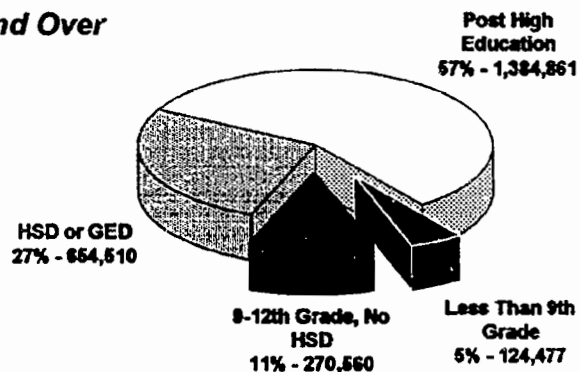
0 to 5 years	304,248
6 to 17 years	557,018
18 years and over	2,433,128
Total	3,294,394

ENGLISH AS A SECOND LANGUAGE

Persons 18 Years and Over



EDUCATIONAL ATTAINMENT



LABOR FORCE

Persons 16 Years and Over

Percent in Labor Force	70.3
Percent Unemployed	5.7
Civilian Labor Force	1,732,719

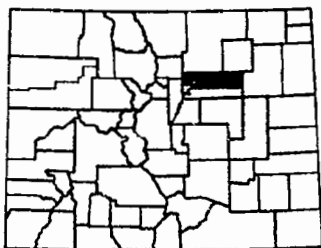
POVERTY STATUS

Persons For Whom Poverty Status is Determined

0 to 5 years	52,597
6 to 17 years	76,968
18 to 64 years	211,391
65 years and over	34,258
Total	375,214

PUBLIC ASSISTANCE

Persons With Public Assistance Income	199,540
Households With Public Assistance Income	70,161
Total Public Assistance Income	\$255,220,475.00
Average Public Assistance Income Per Person	\$1,279.04

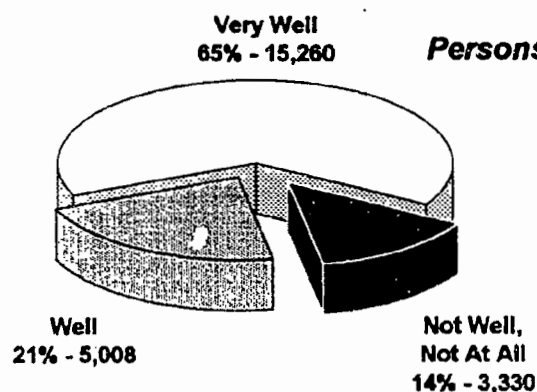


Adams County

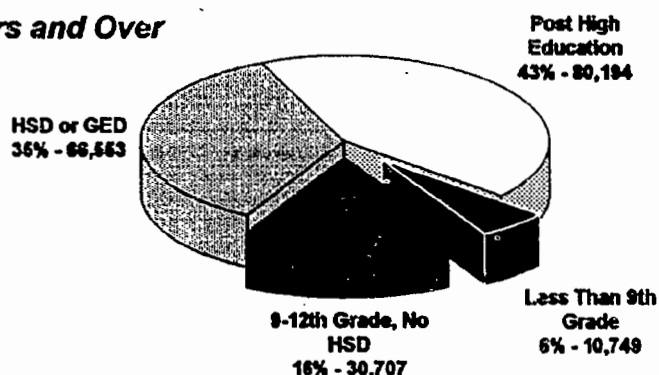
Population

0 to 5 years	27,581
6 to 17 years	49,350
18 years and over	188,107
Total	265,038

ENGLISH AS A SECOND LANGUAGE



EDUCATIONAL ATTAINMENT



LABOR FORCE

Persons 16 Years and Over

Percent in Labor Force	73.2
Percent Unemployed	6.5
Civilian Labor Force	142,055

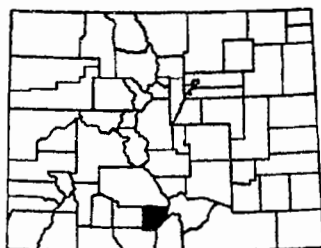
POVERTY STATUS

Persons For Whom Poverty Status is Determined

0 to 5 years	4,562
6 to 17 years	6,404
18 to 64 years	14,268
65 years and over	2,033
Total	27,267

PUBLIC ASSISTANCE

Persons With Public Assistance Income	18,416
Households With Public Assistance Income	5,880
Total Public Assistance Income	\$22,344,574.00
Average Public Assistance Income Per Person	\$1,213.32

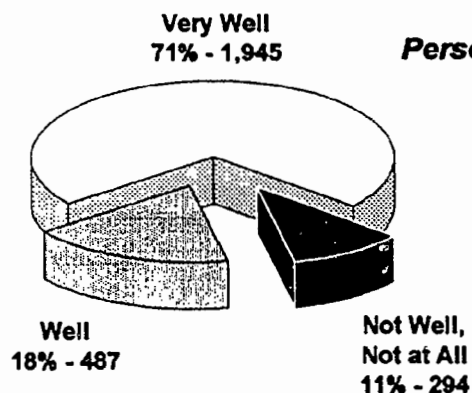


Alamosa County

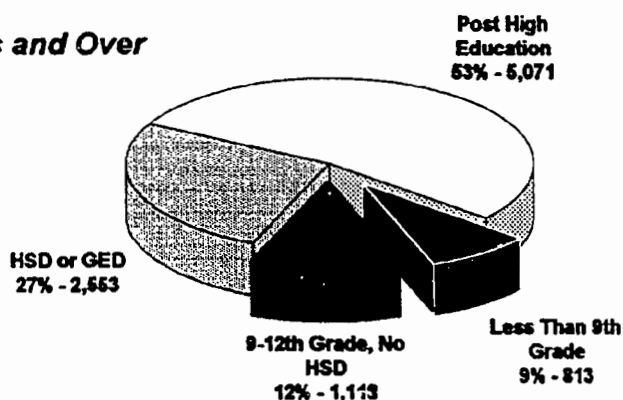
Population

0 to 5 years	1,382
6 to 17 years.....	2,588
18 years and over	9,647
Total	13,617

ENGLISH AS A SECOND LANGUAGE



EDUCATIONAL ATTAINMENT



LABOR FORCE

Persons 16 Years and Over

Percent in Labor Force	66.3
Percent Unemployed.....	8.4
Civilian Labor Force	6,625

POVERTY STATUS

Persons For Whom Poverty Status is Determined

0 to 5 years	417
6 to 17 years	835
18 to 64 years	1,689
65 years and over	186
Total	3,127

PUBLIC ASSISTANCE/POVERTY STATUS

Persons With Public Assistance Income	1,453
Households With Public Assistance Income	501
Total Public Assistance Income	\$1,779,372.00
Average Public Assistance Income Per Person	\$1,224.62

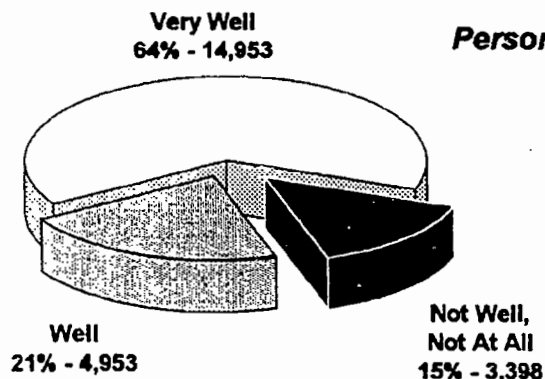


Arapahoe County

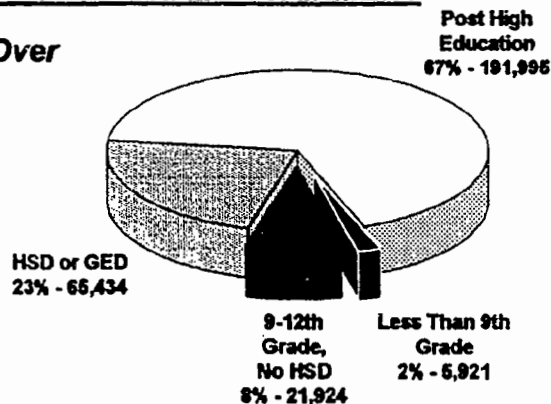
Population

0 to 5 years	37,102
6 to 17 years	69,128
18 years and over	285,281
Total	391,511

ENGLISH AS A SECOND LANGUAGE



EDUCATIONAL ATTAINMENT



LABOR FORCE

Persons 16 Years and Over

Percent in Labor Force	75.9
Percent Unemployed	4.3
Civilian Labor Force	220,390

POVERTY STATUS

Persons For Whom Poverty Status is Determined

0 to 5 years	3,359
6 to 17 years	4,831
18 to 64 years	13,156
65 years and over	1,627
Total	22,973

PUBLIC ASSISTANCE

Persons With Public Assistance Income	13,353
Households With Public Assistance Income	4,800
Total Public Assistance Income	\$18,020,640.00
Average Public Assistance Income Per Person	\$1,349.56

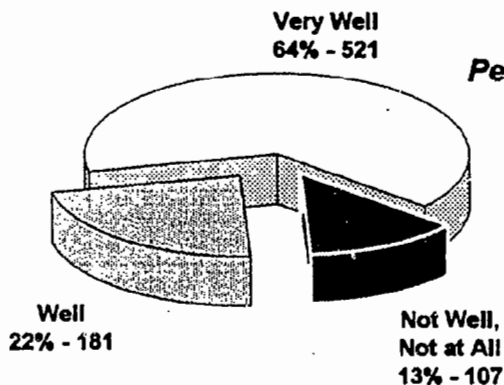


Archuleta County

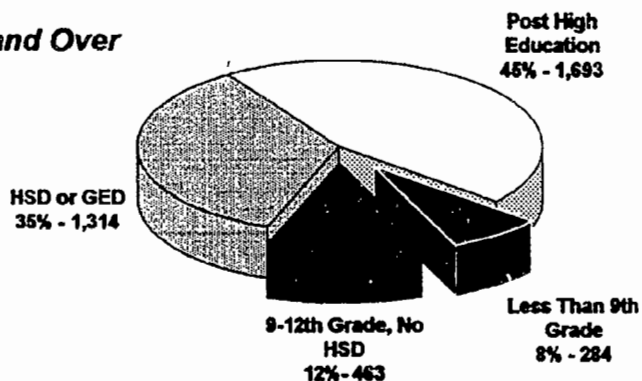
Population

0 to 5 years	535
6 to 17 years	1,046
18 years and over	3,764
Total	5,345

ENGLISH AS A SECOND LANGUAGE



EDUCATIONAL ATTAINMENT



LABOR FORCE

Persons 16 Years and Over

Percent in Labor Force	62.1
Percent Unemployed	8.9
Civilian Labor Force	2,425

POVERTY STATUS

Persons For Whom Poverty Status is Determined

0 to 5 years	159
6 to 17 years	210
18 to 64 years	454
65 years and over	80
Total	903

PUBLIC ASSISTANCE/POVERTY STATUS

Persons With Public Assistance Income	539
Households With Public Assistance Income	181
Total Public Assistance Income	\$594,990.00
Average Public Assistance Income Per Person	\$1,103.88

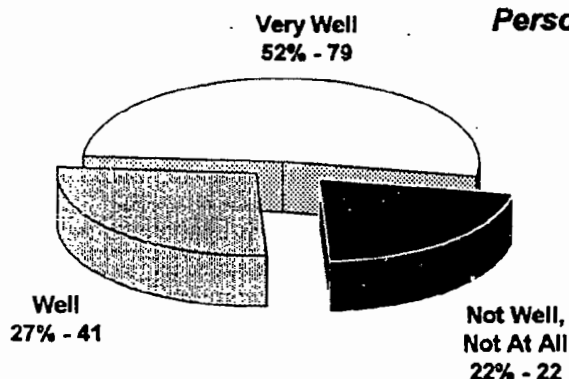


Baca County

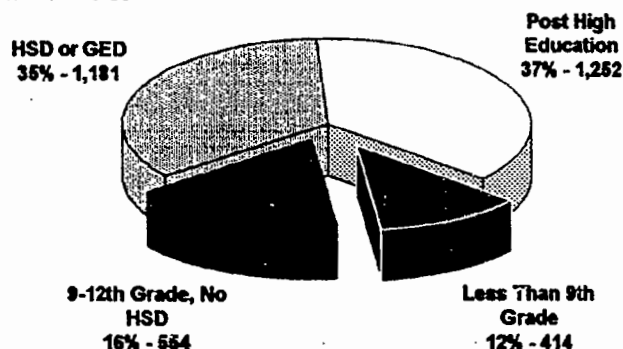
Population

0 to 5 years	361
6 to 17 years	790
18 years and over	3,405
Total	4,556

ENGLISH AS A SECOND LANGUAGE



EDUCATIONAL ATTAINMENT



LABOR FORCE

Persons 16 Years and Over

Percent in Labor Force	55.7
Percent Unemployed	2.5
Civilian Labor Force	1,952

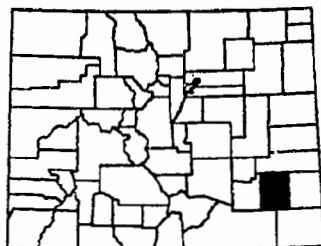
POVERTY STATUS

Persons For Whom Poverty Status is Determined

0 to 5 years	84
6 to 17 years	158
18 to 64 years	435
65 years and over	176
Total	853

PUBLIC ASSISTANCE/POVERTY STATUS

Persons With Public Assistance Income	456
Households With Public Assistance Income	194
Total Public Assistance Income	\$758,449.00
Average Public Assistance Income Per Person	\$1,663.26



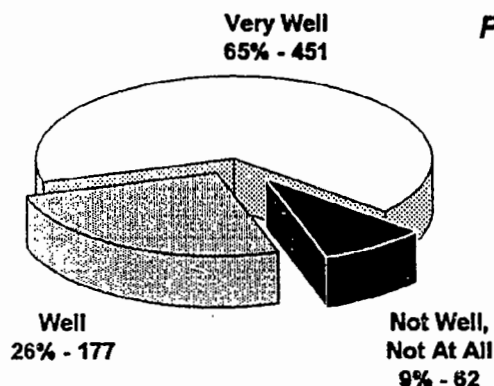
Bent County

Population

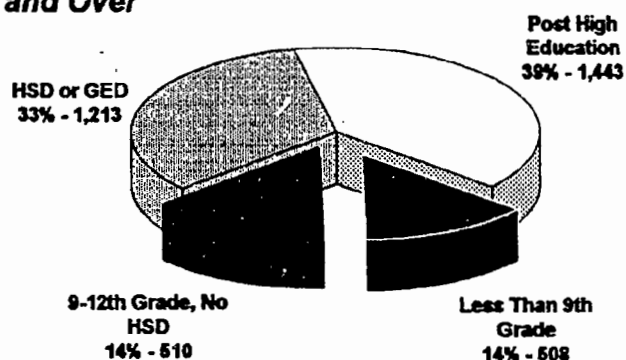
0 to 5 years	415
6 to 17 years	911
18 years and over	3,722
Total	5,048

ENGLISH AS A SECOND LANGUAGE

Persons 18 Years and Over



EDUCATIONAL ATTAINMENT



LABOR FORCE

Persons 16 Years and Over

Percent in Labor Force	48.1
Percent Unemployed	6.7
Civilian Labor Force	1,853

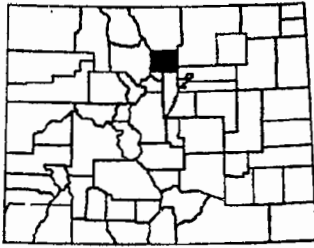
POVERTY STATUS

Persons For Whom Poverty Status is Determined

0 to 5 years	146
6 to 17 years	215
18 to 64 years	440
65 years and over	156
Total	957

PUBLIC ASSISTANCE/POVERTY STATUS

Persons With Public Assistance Income	625
Households With Public Assistance Income	205
Total Public Assistance Income	\$953,369.00
Average Public Assistance Income Per Person	\$1,525.39

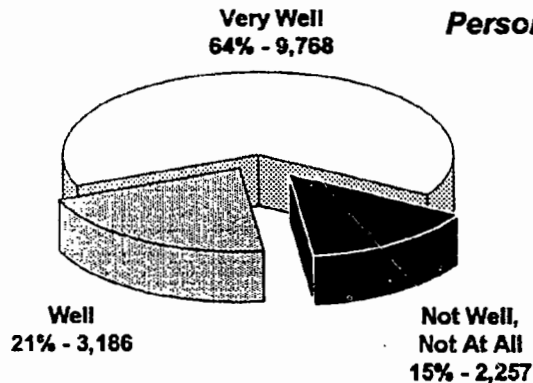


Boulder County

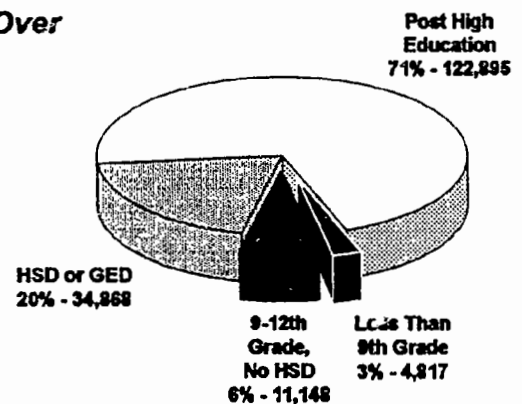
Population

0 to 5 years	18,943
6 to 17 years	32,936
18 years and over	173,450
Total	225,339

ENGLISH AS A SECOND LANGUAGE



EDUCATIONAL ATTAINMENT



LABOR FORCE

Persons 16 Years and Over

Percent in Labor Force	73.3
Percent Unemployed	4.7
Civilian Labor Force	130,681

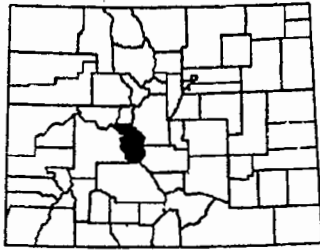
POVERTY STATUS

Persons For Whom Poverty Status is Determined

0 to 5 years	2,018
6 to 17 years	2,798
18 to 64 years	17,519
65 years and over	1,403
Total	23,738

PUBLIC ASSISTANCE/POVERTY STATUS

Persons With Public Assistance Income	7,529
Households With Public Assistance Income	2,716
Total Public Assistance Income	\$11,066,819.00
Average Public Assistance Income Per Person	\$1,469.89

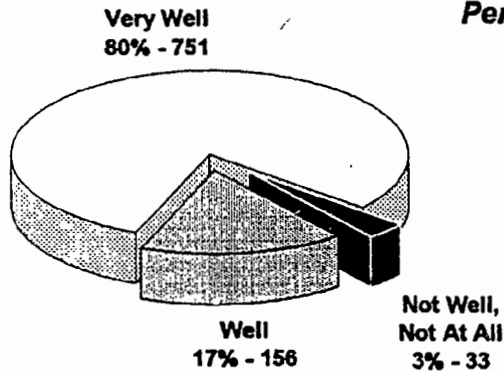


Chaffee County

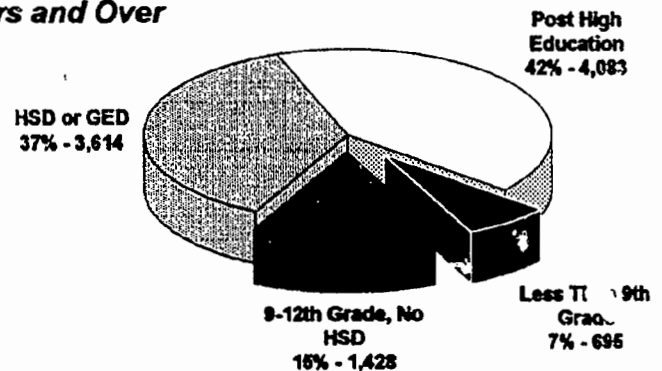
Population

0 to 5 years	854
6 to 17 years	2,037
18 years and over	9,793
Total	12,684

ENGLISH AS A SECOND LANGUAGE



EDUCATIONAL ATTAINMENT



LABOR FORCE

Persons 16 Years and Over

Percent in Labor Force	52.9
Percent Unemployed	7.4
Civilian Labor Force	5,346

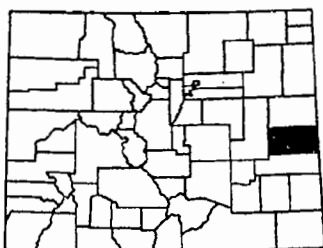
POVERTY STATUS

Persons For Whom Poverty Status is Determined

0 to 5 years	217
6 to 17 years	317
18 to 64 years	917
65 years and over	198
Total	1,649

PUBLIC ASSISTANCE/POVERTY STATUS

Persons With Public Assistance Income	875
Households With Public Assistance Income	334
Total Public Assistance Income	\$1,023,863.00
Average Public Assistance Income Per Person	\$1,170.13

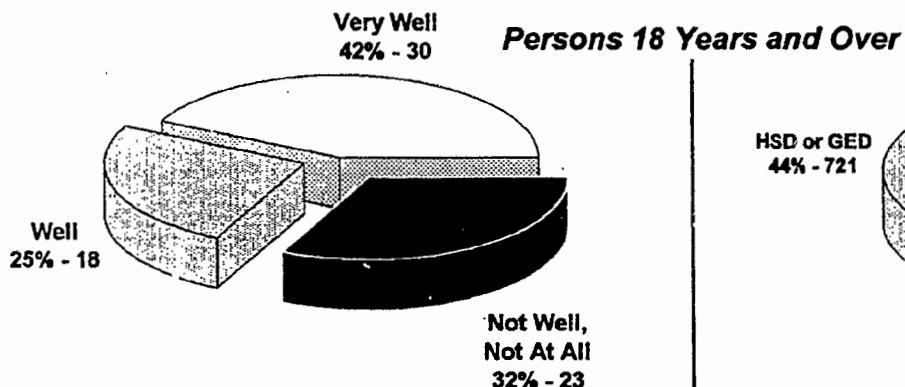


Cheyenne County

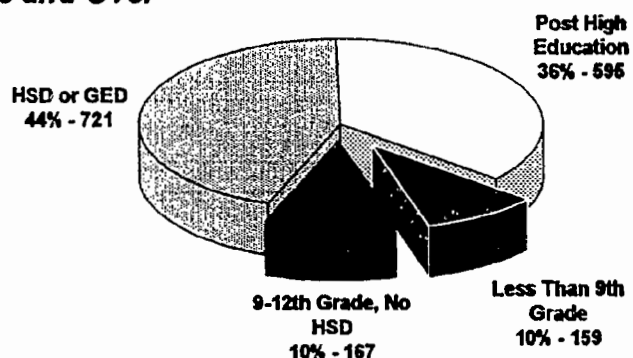
Population

0 to 5 years	264
6 to 17 years	492
18 years and over	1,641
Total	2,397

ENGLISH AS A SECOND LANGUAGE



EDUCATIONAL ATTAINMENT



LABOR FORCE

Persons 16 Years and Over

Percent in Labor Force	66.1
Percent Unemployed	1.8
Civilian Labor Force	1,142

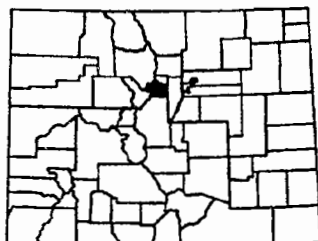
POVERTY STATUS

Persons For Whom Poverty Status is Determined

0 to 5 years	33
6 to 17 years	69
18 to 64 years	129
65 years and over	42
Total	273

PUBLIC ASSISTANCE/POVERTY STATUS

Persons With Public Assistance Income	114
Households With Public Assistance Income	38
Total Public Assistance Income	\$316,641.00
Average Public Assistance Income Per Person	\$2,777.55

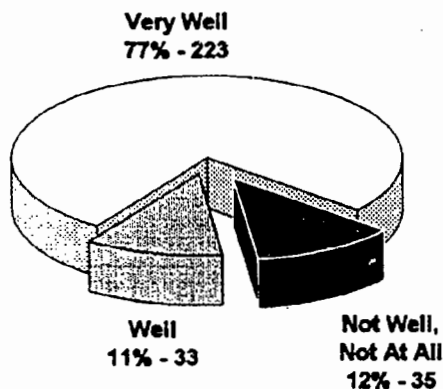


Clear Creek County


Population

0 to 5 years.....	666
6 to 17 years	1,313
18 years and over	5,640
Total.....	7,619

ENGLISH AS A SECOND LANGUAGE



EDUCATIONAL ATTAINMENT



LABOR FORCE

Persons 16 Years and Over

Percent in Labor Force.....	77.4
Percent Unemployed	4.1
Civilian Labor Force	4,493

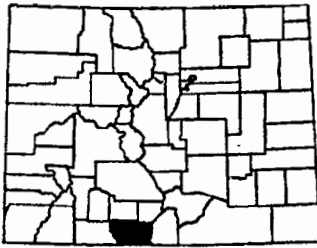
POVERTY STATUS

Persons For Whom Poverty Status is Determined

0 to 5 years	87
6 to 17 years	129
18 to 64 years	446
65 years and over	56
Total	718

PUBLIC ASSISTANCE/POVERTY STATUS

Persons With Public Assistance Income	270
Households With Public Assistance Income	118
Total Public Assistance Income	\$357,365.00
Average Public Assistance Income Per Person	\$1,323.57

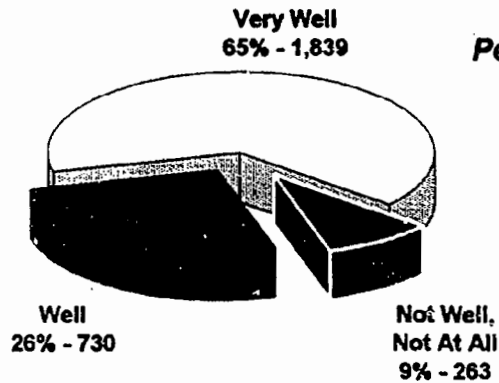


Conejos County

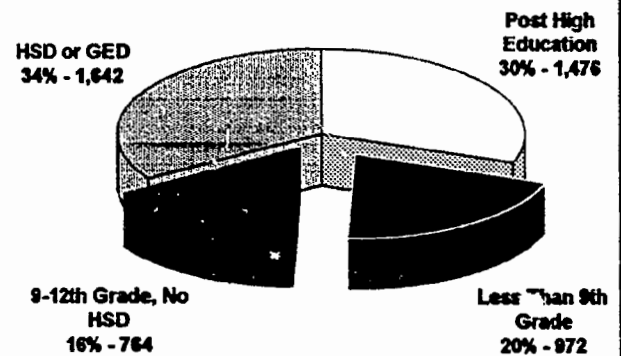
Population

0 to 5 years	784
6 to 17 years.....	1,799
18 years and over.....	4,870
Total	7,453

ENGLISH AS A SECOND LANGUAGE



EDUCATIONAL ATTAINMENT



LABOR FORCE

Persons 16 Years and Over

Percent in Labor Force	56.2
Percent Unemployed	7.9
Civilian Labor Force	2,890

POVERTY STATUS

Persons For Whom Poverty Status is Determined

0 to 5 years	344
6 to 17 years	735
18 to 64 years	1,196
65 years and over	235
Total	2,510

PUBLIC ASSISTANCE/POVERTY STATUS

Persons With Public Assistance Income	1,409
Households With Public Assistance Income	510
Total Public Assistance Income	\$1,814,841.00
Average Public Assistance Income Per Person	\$1,288.03

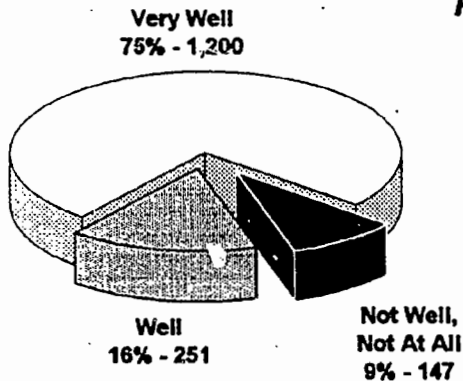


Costilla County


Population

0 to 5 years	286
6 to 17 years	626
18 years and over	2,278
Total	3,190

ENGLISH AS A SECOND LANGUAGE



EDUCATIONAL ATTAINMENT



LABOR FORCE

Persons 16 Years and Over

Percent in Labor Force	49.7
Percent Unemployed	10.0
Civilian Labor Force	1,171

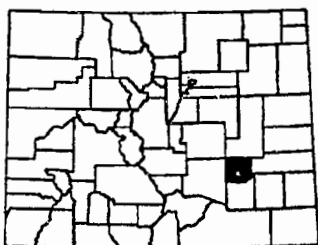
POVERTY STATUS

Persons For Whom Poverty Status is Determined

0 to 5 years	144
6 to 17 years	314
18 to 64 years	533
65 years and over	110
Total	1,101

PUBLIC ASSISTANCE/POVERTY STATUS

Persons With Public Assistance Income	506
Households With Public Assistance Income	200
Total Public Assistance Income	\$765,499.00
Average Public Assistance Income Per Person	\$1,512.84



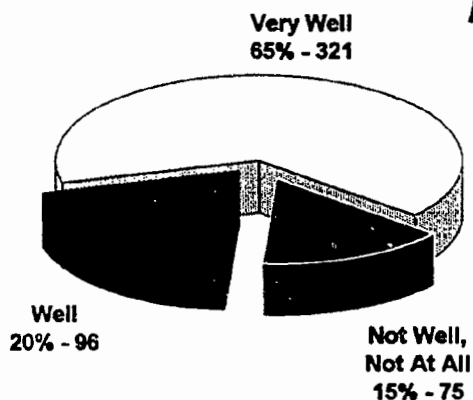
Crowley County

Population

0 to 5 years	276
6 to 17 years	553
18 years and over	3,117
Total	3,946

ENGLISH AS A SECOND LANGUAGE

Persons 18 Years and Over



EDUCATIONAL ATTAINMENT

HSD or GED
33% - 1,044

9-12th Grade, No
HSD
18% - 569

Post High
Education
37% - 1,143

Less Than 9th
Grade
12% - 383

LABOR FORCE

Persons 16 Years and Over

Percent in Labor Force	35.7
Percent Unemployed	6.5
Civilian Labor Force	1,141

POVERTY STATUS

Persons For Whom Poverty Status is Determined

0 to 5 years	120
6 to 17 years	143
18 to 64 years	333
65 years and over	97
Total	693

PUBLIC ASSISTANCE

Persons With Public Assistance Income	417
Households With Public Assistance Income	157
Total Public Assistance Income	\$429,445.00
Average Public Assistance Income Per Person	\$1,029.84



Custer County

Population

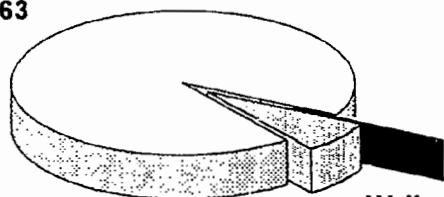
0 to 5 years	145
6 to 17 years	365
18 years and over	1,416
Total	1,926

ENGLISH AS A SECOND LANGUAGE

EDUCATIONAL ATTAINMENT

Persons 18 Years and Over

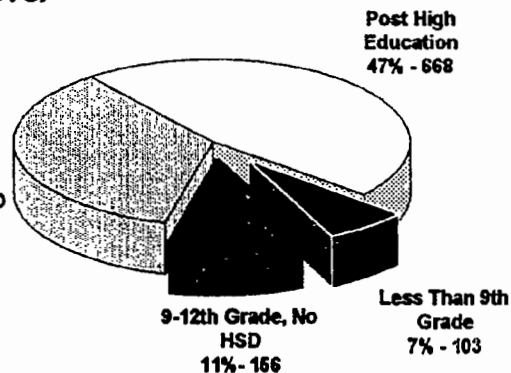
Very Well
93% - 63



Well
7% - 5

Not Well,
Not At All
0% - 0

HSD or GED
35% - 509



Post High
Education
47% - 668

9-12th Grade, No
HSD
11% - 166

Less Than 9th
Grade
7% - 103

LABOR FORCE

Persons 16 Years and Over

Percent in Labor Force	56.1
Percent Unemployed	6.7
Civilian Labor Force	826

POVERTY STATUS

Persons For Whom Poverty Status is Determined

0 to 5 years	46
6 to 17 years	71
18 to 64 years	189
65 years and over	46
Total	352

PUBLIC ASSISTANCE

Persons With Public Assistance Income	219
Households With Public Assistance Income	76
Total Public Assistance Income	\$222,423.00
Average Public Assistance Income Per Person	\$1,015.63



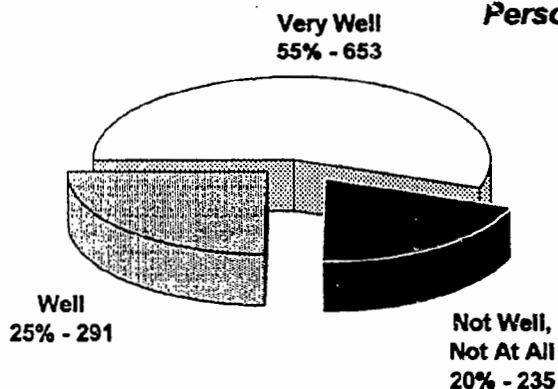
Delta County

Population

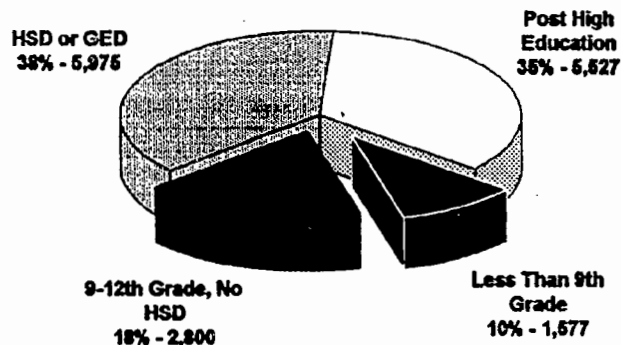
0 to 5 years	1,511
6 to 17 years	3,636
18 years and over	15,833
Total	20,980

ENGLISH AS A SECOND LANGUAGE

Persons 18 Years and Over



EDUCATIONAL ATTAINMENT



LABOR FORCE

Persons 16 Years and Over

Percent in Labor Force	49.6
Percent Unemployed	8.6
Civilian Labor Force	8,138

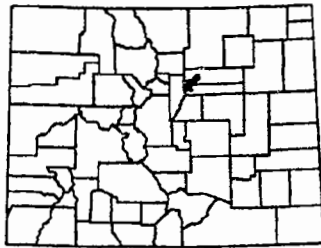
POVERTY STATUS

Persons For Whom Poverty Status is Determined

0 to 5 years	416
6 to 17 years	812
18 to 64 years	1,769
65 years and over	650
Total	3,647

PUBLIC ASSISTANCE

Persons With Public Assistance Income	2,285
Households With Public Assistance Income	936
Total Public Assistance Income	\$2,826,894.00
Average Public Assistance Income Per Person	\$1,237.15



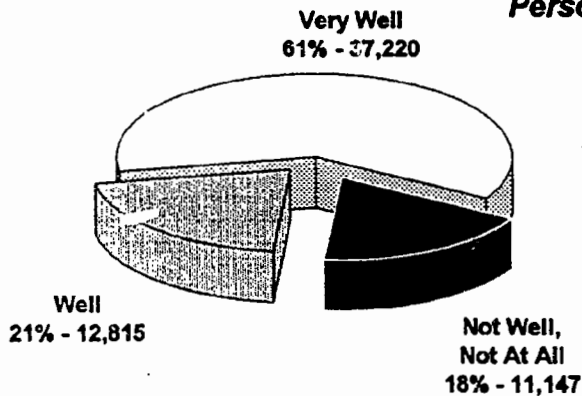
Denver County

Population

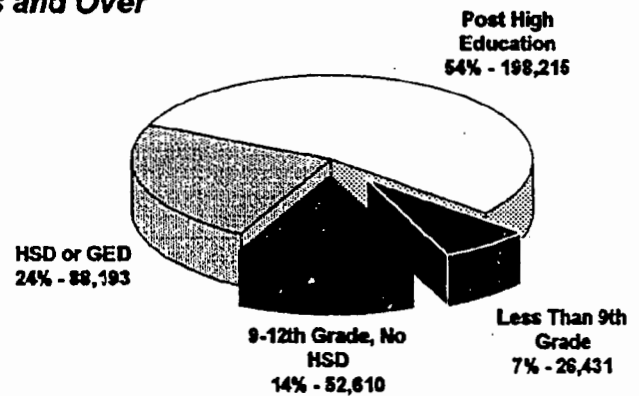
0 to 5 years	40,995
6 to 17 years	61,884
18 years and over	364,731
Total	467,610

ENGLISH AS A SECOND LANGUAGE

Persons 18 Years and Over



EDUCATIONAL ATTAINMENT



LABOR FORCE

Persons 16 Years and Over

Percent in Labor Force	67.6
Percent Unemployed	6.8
Civilian Labor Force	250,743

POVERTY STATUS

Persons For Whom Poverty Status is Determined

0 to 5 years	11,599
6 to 17 years	15,900
18 to 64 years	43,166
65 years and over	7,850
Total	78,515

PUBLIC ASSISTANCE

Persons With Public Assistance Income	44,241
Households With Public Assistance Income	16,074
Total Public Assistance Income	\$58,085,864.00
Average Public Assistance Income Per Person	\$1,312.94

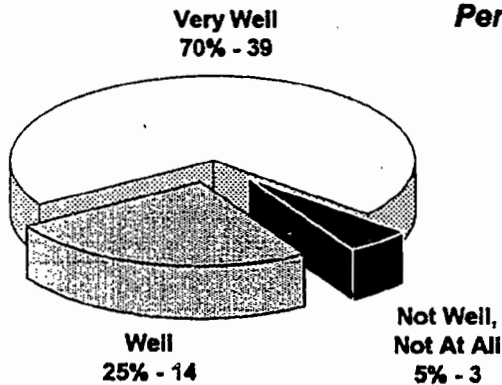


Dolores County

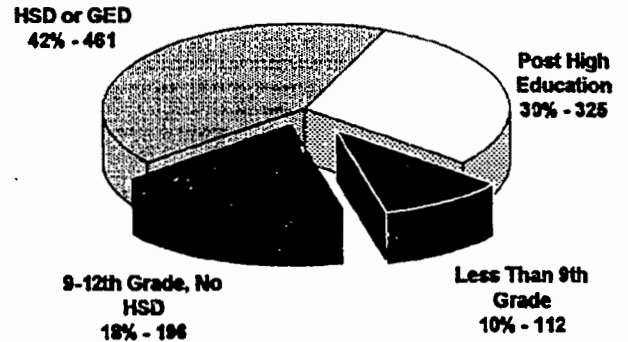
Population

0 to 5 years	125
6 to 17 years	290
18 years and over	1,089
Total	1,504

ENGLISH AS A SECOND LANGUAGE



EDUCATIONAL ATTAINMENT



LABOR FORCE

Persons 16 Years and Over

Percent in Labor Force	57.6
Percent Unemployed	7.2
Civilian Labor Force	657

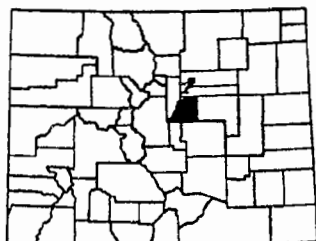
POVERTY STATUS

Persons For Whom Poverty Status is Determined

0 to 5 years	19
6 to 17 years	32
18 to 64 years	125
65 years and over	41
Total	217

PUBLIC ASSISTANCE

Persons With Public Assistance Income	189
Households With Public Assistance Income	68
Total Public Assistance Income	\$193,532.00
Average Public Assistance Income Per Person	\$1,023.98

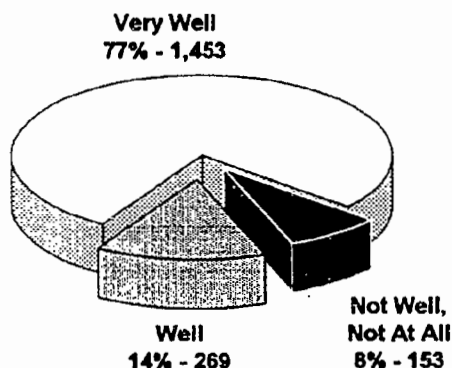


Douglas County

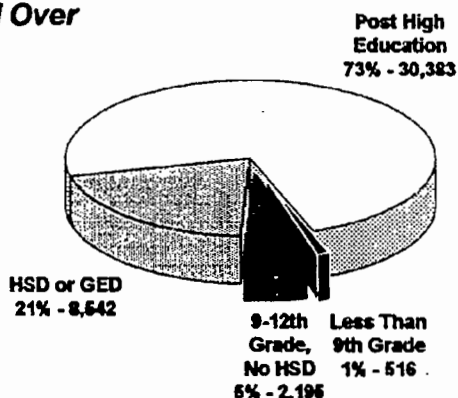
Population

0 to 5 years	6,878
6 to 17 years	11,842
18 years and over	41,671
Total	60,391

ENGLISH AS A SECOND LANGUAGE



EDUCATIONAL ATTAINMENT



LABOR FORCE

Persons 16 Years and Over

Percent in Labor Force	78.8
Percent Unemployed	3.1
Civilian Labor Force	33,992

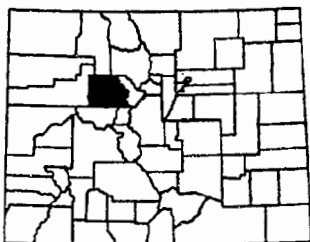
POVERTY STATUS

Persons For Whom Poverty Status is Determined

0 to 5 years	249
6 to 17 years	474
18 to 64 years	1,049
65 years and over	123
Total	1,895

PUBLIC ASSISTANCE

Persons With Public Assistance Income	1,397
Households With Public Assistance Income	415
Total Public Assistance Income	\$1,538,926.00
Average Public Assistance Income Per Person	\$1,101.59

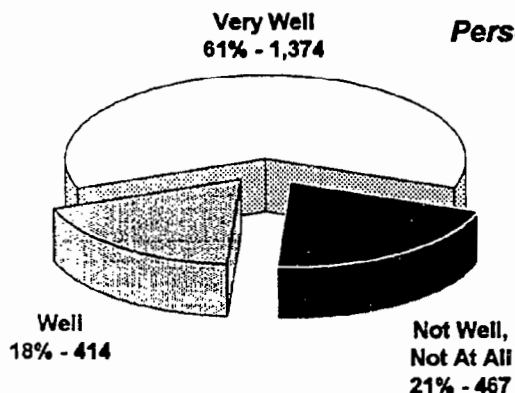


Eagle County

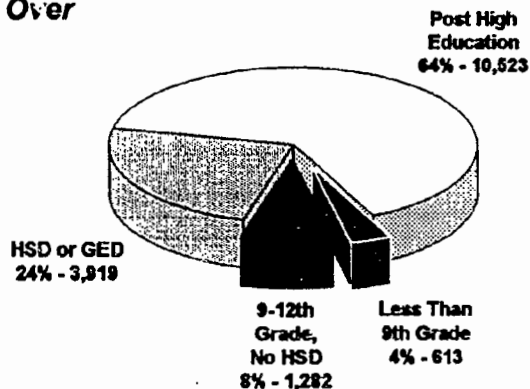
Population

0 to 5 years	2,292
6 to 17 years	3,313
18 years and over	16,323
Total	21,928

ENGLISH AS A SECOND LANGUAGE



EDUCATIONAL ATTAINMENT



LABOR FORCE

Persons 16 Years and Over

Percent in Labor Force	85.2
Percent Unemployed	4.2
Civilian Labor Force	14,241

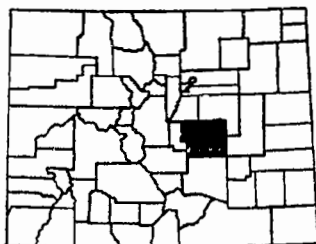
POVERTY STATUS

Persons For Whom Poverty Status is Determined

0 to 5 years	171
6 to 17 years	281
18 to 64 years	1,123
65 years and over	68
Total	1,643

PUBLIC ASSISTANCE

Persons With Public Assistance Income	524
Households With Public Assistance Income	173
Total Public Assistance Income	\$562,476.00
Average Public Assistance Income Per Person	\$1,073.43

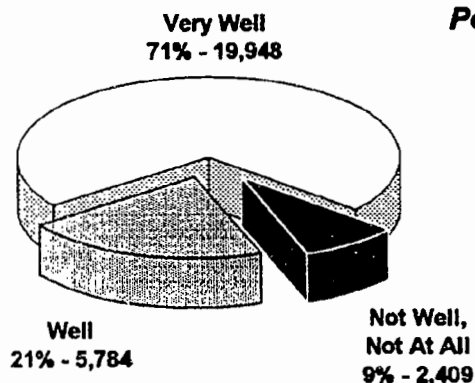


El Paso County


Population

0 to 5 years	40,295
6 to 17 years	69,131
18 years and over	287,588
Total	397,014

ENGLISH AS A SECOND LANGUAGE



EDUCATIONAL ATTAINMENT



LABOR FORCE

Persons 16 Years and Over

Percent in Labor Force	72.0
Percent Unemployed	7.3
Civilian Labor Force	186,047

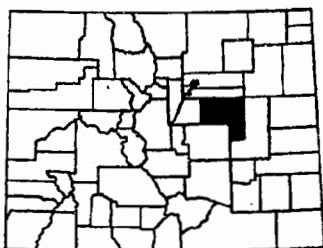
POVERTY STATUS

Persons For Whom Poverty Status is Determined

0 to 5 years	7,023
6 to 17 years	8,423
18 to 64 years	21,645
65 years and over	2,428
Total	39,519

PUBLIC ASSISTANCE

Persons With Public Assistance Income	22,039
Households With Public Assistance Income	7,474
Total Public Assistance Income	\$27,907,405.00
Average Public Assistance Income Per Person	\$1,266.27

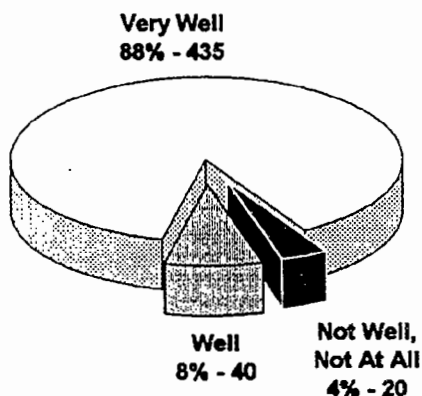


Elbert County

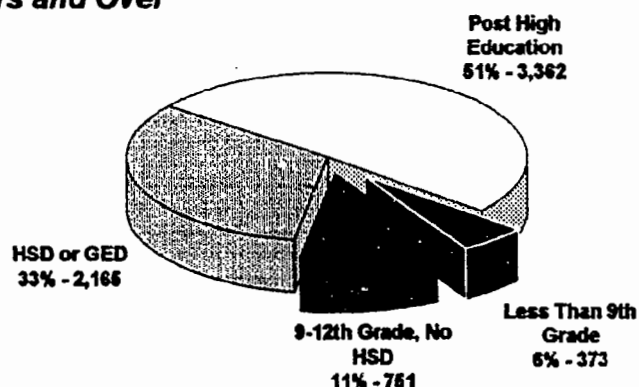
Population

0 to 5 years	885
6 to 17 years.....	2,082
18 years and over	6,679
Total.....	9,646

ENGLISH AS A SECOND LANGUAGE



EDUCATIONAL ATTAINMENT



LABOR FORCE

Persons 16 Years and Over

Percent in Labor Force	74.1
Percent Unemployed	3.3
Civilian Labor Force	5,129

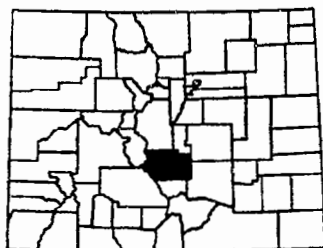
POVERTY STATUS

Persons For Whom Poverty Status is Determined

0 to 5 years	87
6 to 17 years	110
18 to 64 years	370
65 years and over	87
Total	654

PUBLIC ASSISTANCE

Persons With Public Assistance Income	311
Households With Public Assistance Income	114
Total Public Assistance Income	\$375,103.00
Average Public Assistance Income Per Person	\$1,206.12

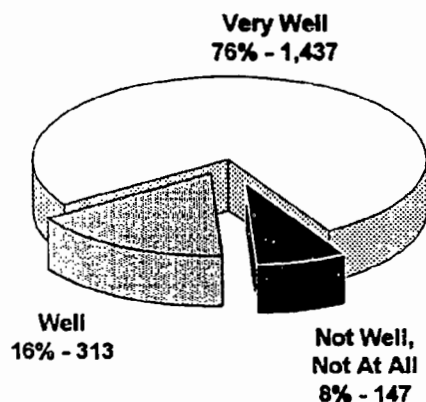


Fremont County

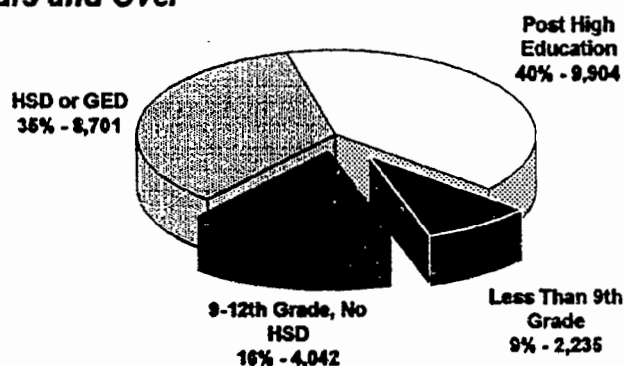
Population

0 to 5 years.....	2,190
6 to 17 years	5,108
18 years and over	24,975
Total.....	32,273

ENGLISH AS A SECOND LANGUAGE



EDUCATIONAL ATTAINMENT



LABOR FORCE

Persons 16 Years and Over

Percent in Labor Force	47.8
Percent Unemployed	8.9
Civilian Labor Force	12,266

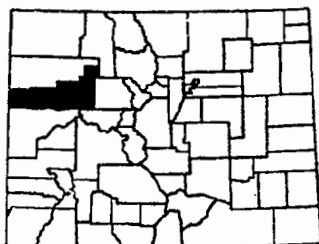
POVERTY STATUS

Persons For Whom Poverty Status is Determined

0 to 5 years	642
6 to 17 years	796
18 to 64 years	2,242
65 years and over	897
Total	4,577

PUBLIC ASSISTANCE

Persons With Public Assistance Income	2,454
Households With Public Assistance Income	972
Total Public Assistance Income	\$3,148,763.00
Average Public Assistance Income Per Person	\$1,283.11

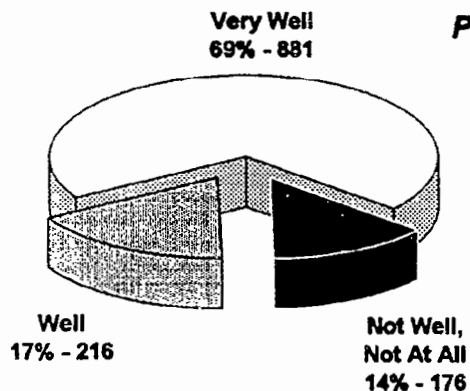


Garfield County

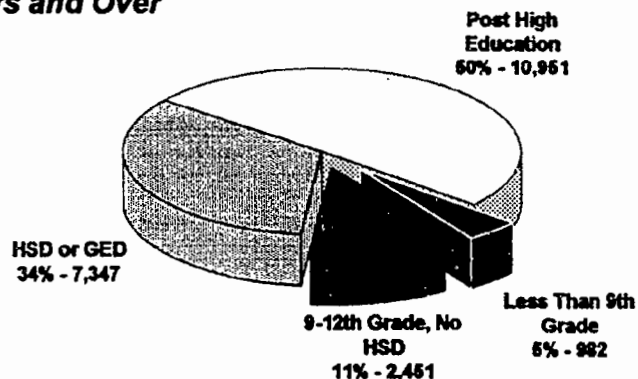
Population

0 to 5 years	3,006
6 to 17 years	5,264
18 years and over	21,704
Total	29,974

ENGLISH AS A SECOND LANGUAGE



EDUCATIONAL ATTAINMENT



LABOR FORCE

Persons 16 Years and Over

Percent in Labor Force	71.1
Percent Unemployed	4.7
Civilian Labor Force	16,022

POVERTY STATUS

Persons For Whom Poverty Status is Determined

0 to 5 years	411
6 to 17 years	483
18 to 64 years	1,442
65 years and over	384
Total	2,720

PUBLIC ASSISTANCE

Persons With Public Assistance Income	1,240
Households With Public Assistance Income	461
Total Public Assistance Income	\$1,339,690.00
Average Public Assistance Income Per Person	\$1,080.39

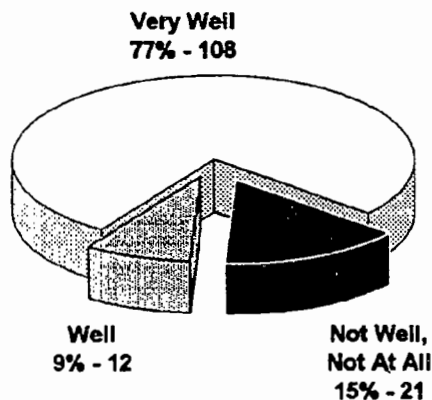


Gilpin County

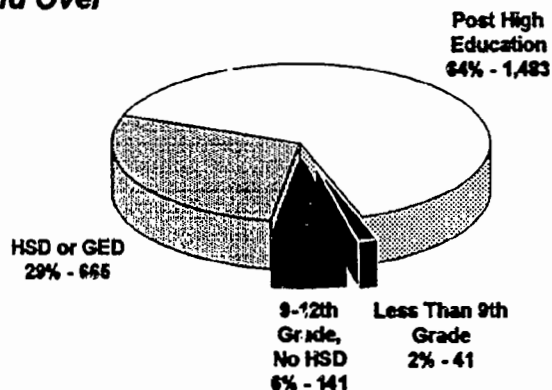
Population

0 to 5 years	236
6 to 17 years	499
18 years and over	2,335
Total	3,070

ENGLISH AS A SECOND LANGUAGE



EDUCATIONAL ATTAINMENT



LABOR FORCE

Persons 16 Years and Over

Percent in Labor Force	75.0
Percent Unemployed	8.2
Civilian Labor Force	1,802

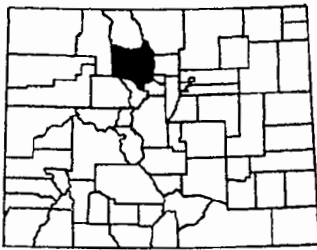
POVERTY STATUS

Persons For Whom Poverty Status is Determined

0 to 5 years	43
6 to 17 years	47
18 to 64 years	204
65 years and over	27
Total	321

PUBLIC ASSISTANCE

Persons With Public Assistance Income	156
Households With Public Assistance Income	52
Total Public Assistance Income	\$125,962.00
Average Public Assistance Income Per Person	\$807.45

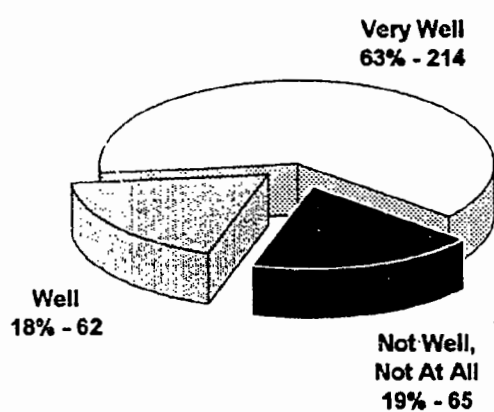


Grand County

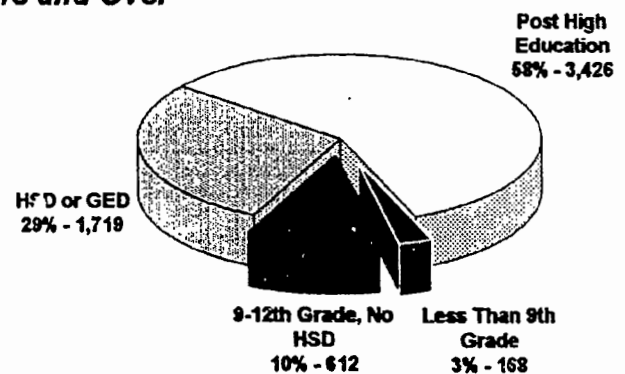
Population

0 to 5 years.....	631
6 to 17 years	1,384
18 years and over	5,951
Total.....	7,966

ENGLISH AS A SECOND LANGUAGE



EDUCATIONAL ATTAINMENT



LABOR FORCE

Persons 16 Years and Over

Percent in Labor Force	78.8
Percent Unemployed	3.1
Civilian Labor Force	4,833

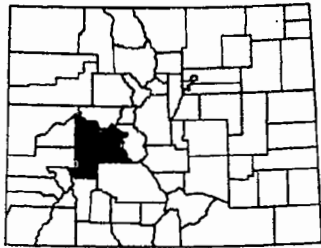
POVERTY STATUS

Persons For Whom Poverty Status is Determined

0 to 5 years	51
6 to 17 years	109
18 to 64 years	498
65 years and over	77
Total	735

PUBLIC ASSISTANCE

Persons With Public Assistance Income	173
Households With Public Assistance Income	61
Total Public Assistance Income	\$169,658.00
Average Public Assistance Income Per Person	\$980.68

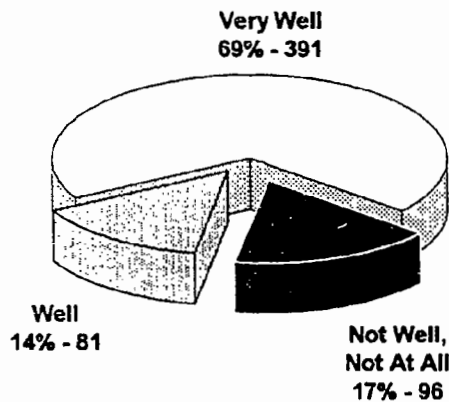


Gunnison County

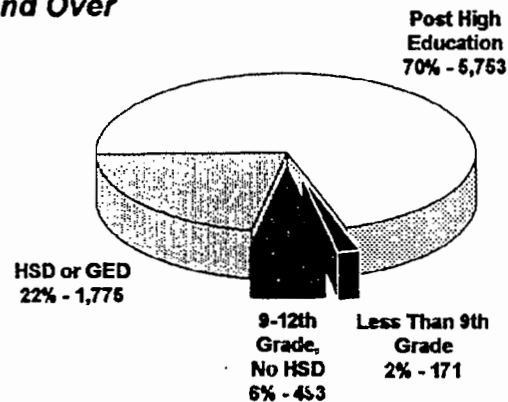
Population

0 to 5 years	778
6 to 17 years	1,354
18 years and over	8,141
Total	10,273

ENGLISH AS A SECOND LANGUAGE



EDUCATIONAL ATTAINMENT



LABOR FORCE

Persons 16 Years and Over

Percent in Labor Force	70.9
Percent Unemployed	7.2
Civilian Labor Force	5,922

POVERTY STATUS

Persons For Whom Poverty Status is Determined

0 to 5 years	69
6 to 17 years	189
18 to 64 years	1,210
65 years and over	29
Total	1,497

PUBLIC ASSISTANCE

Persons With Public Assistance Income	463
Households With Public Assistance Income	157
Total Public Assistance Income	\$455,845.00
Average Public Assistance Income Per Person	\$984.55

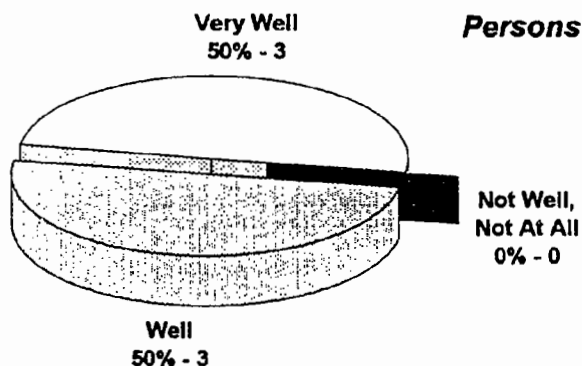


Hinsdale County

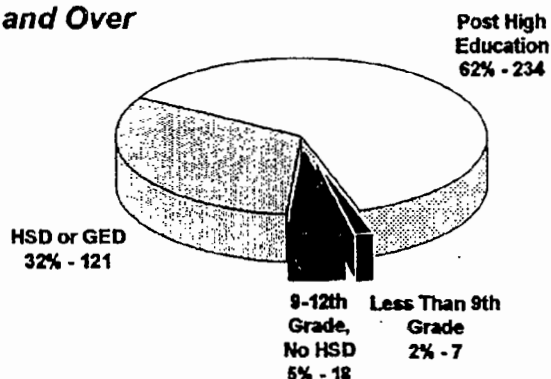
Population

0 to 5 years	23
6 to 17 years	63
18 years and over	381
Total	467

ENGLISH AS A SECOND LANGUAGE



EDUCATIONAL ATTAINMENT



LABOR FORCE

Persons 16 Years and Over

Percent in Labor Force	74.6
Percent Unemployed	4.9
Civilian Labor Force	288

POVERTY STATUS

Persons For Whom Poverty Status is Determined

0 to 5 years	0
6 to 17 years	12
18 to 64 years	47
65 years and over	6
Total	65

PUBLIC ASSISTANCE

Persons With Public Assistance Income	8
Households With Public Assistance Income	6
Total Public Assistance Income	\$9,600.00
Average Public Assistance Income Per Person	\$1,200.00

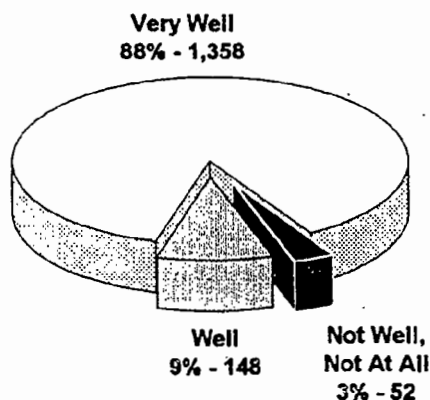


Huerfano County

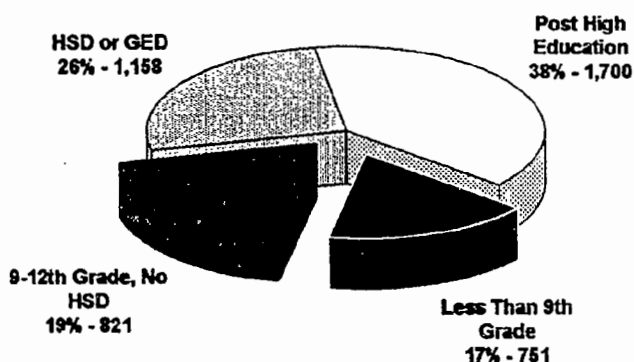
Population

0 to 5 years	447
6 to 17 years	1,105
18 years and over	4,457
Total	6,009

ENGLISH AS A SECOND LANGUAGE



EDUCATIONAL ATTAINMENT



LABOR FORCE

Persons 16 Years and Over

Percent in Labor Force	50.2
Percent Unemployed	10.8
Civilian Labor Force	2,322

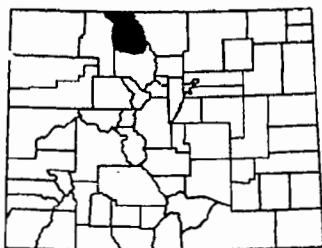
POVERTY STATUS

Persons For Whom Poverty Status is Determined

0 to 5 years	199
6 to 17 years	352
18 to 64 years	722
65 years and over	238
Total	1,511

PUBLIC ASSISTANCE

Persons With Public Assistance Income	927
Households With Public Assistance Income	341
Total Public Assistance Income	\$1,065,230.00
Average Public Assistance Income Per Person	\$1,149.11

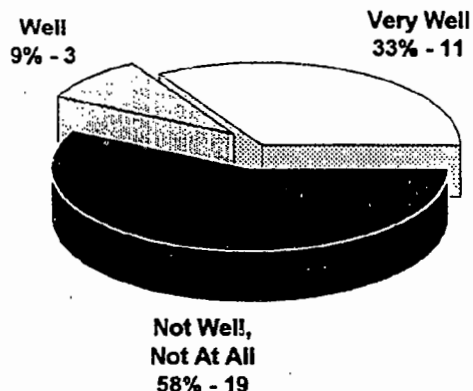


Jackson County

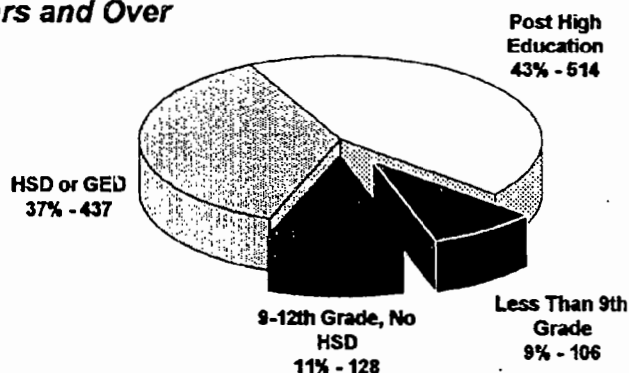
Population

0 to 5 years	140
6 to 17 years	271
18 years and over	1,194
Total	1,605

ENGLISH AS A SECOND LANGUAGE



EDUCATIONAL ATTAINMENT



LABOR FORCE

Persons 16 Years and Over

Percent in Labor Force	70.8
Percent Unemployed	5.0
Civilian Labor Force	857

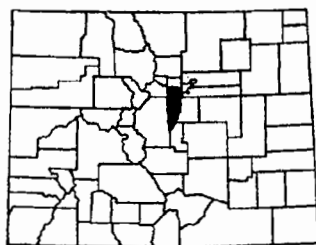
POVERTY STATUS

Persons For Whom Poverty Status is Determined

0 to 5 years	21
6 to 17 years	21
18 to 64 years	99
65 years and over	19
Total	160

PUBLIC ASSISTANCE

Persons With Public Assistance Income	71
Households With Public Assistance Income	20
Total Public Assistance Income	\$60,456.00
Average Public Assistance Income Per Person	\$851.49



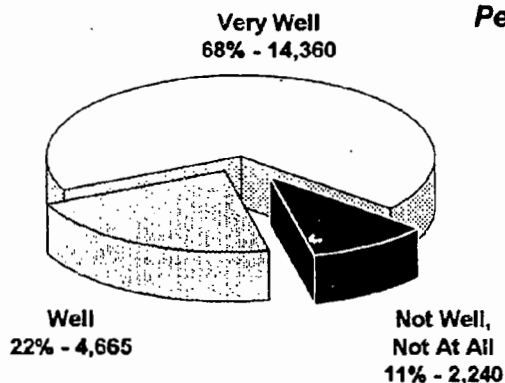
Jefferson County

Population

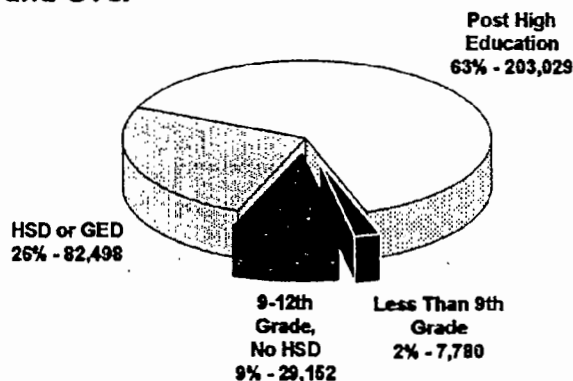
0 to 5 years	40,125
6 to 17 years.....	76,043
18 years and over	322,262
Total	438,430

ENGLISH AS A SECOND LANGUAGE

Persons 18 Years and Over



EDUCATIONAL ATTAINMENT



LABOR FORCE

Persons 16 Years and Over

Percent in Labor Force	75.5
Percent Unemployed	4.5
Civilian Labor Force	252,155

POVERTY STATUS

Persons For Whom Poverty Status is Determined

0 to 5 years	3,499
6 to 17 years	4,937
18 to 64 years	14,451
65 years and over	2,039
Total	24,926

PUBLIC ASSISTANCE

Persons With Public Assistance Income	13,810
Households With Public Assistance Income	4,859
Total Public Assistance Income	\$18,361,393.00
Average Public Assistance Income Per Person	\$1,329.57

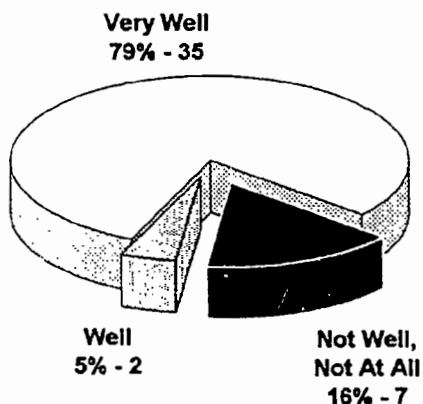


Kiowa County

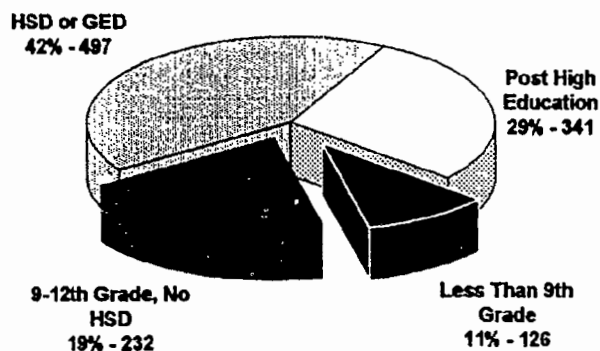
Population

0 to 5 years	125
6 to 17 years	360
18 years and over	1,203
Total	1,688

ENGLISH AS A SECOND LANGUAGE



EDUCATIONAL ATTAINMENT



LABOR FORCE

Persons 16 Years and Over

Percent in Labor Force	61.4
Percent Unemployed	2.9
Civilian Labor Force	767

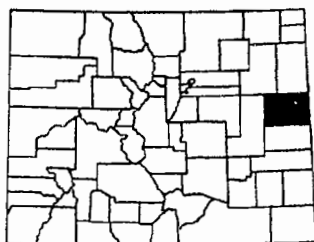
POVERTY STATUS

Persons For Whom Poverty Status is Determined

0 to 5 years	19
6 to 17 years	33
18 to 64 years	102
65 years and over	74
Total	228

PUBLIC ASSISTANCE

Persons With Public Assistance Income	119
Households With Public Assistance Income	48
Total Public Assistance Income	\$181,836.00
Average Public Assistance Income Per Person	\$1,528.03



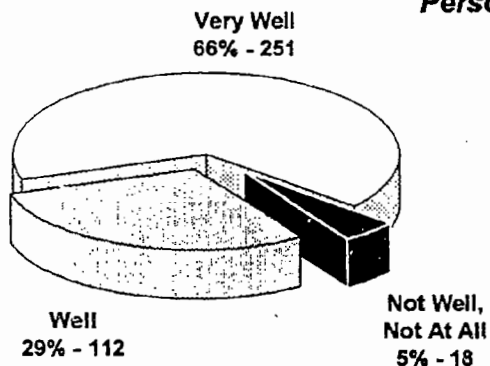
Kit Carson County

Population

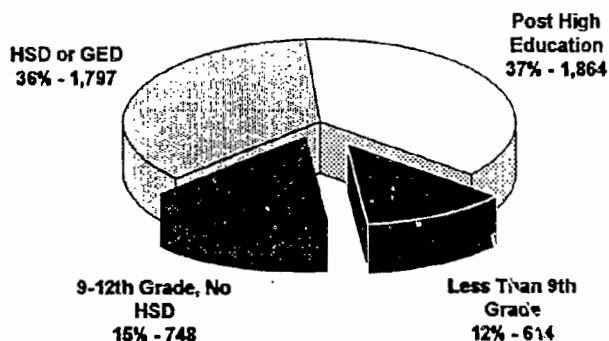
0 to 5 years	672
6 to 17 years	1,411
18 years and over	5,057
Total	7,140

ENGLISH AS A SECOND LANGUAGE

Persons 18 Years and Over



EDUCATIONAL ATTAINMENT



LABOR FORCE

Persons 16 Years and Over

Percent in Labor Force	65.8
Percent Unemployed	2.7
Civilian Labor Force	3,424

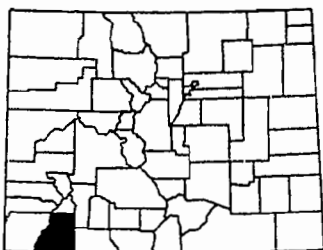
POVERTY STATUS

Persons For Whom Poverty Status is Determined

0 to 5 years	123
6 to 17 years	270
18 to 64 years	448
65 years and over	235
Total	1,076

PUBLIC ASSISTANCE

Persons With Public Assistance Income	777
Households With Public Assistance Income	212
Total Public Assistance Income	\$659,680.00
Average Public Assistance Income Per Person	\$849.00

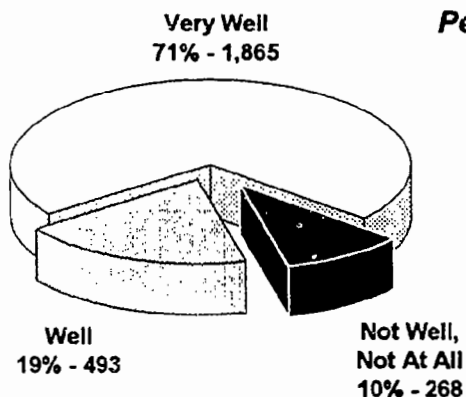


La Plata County

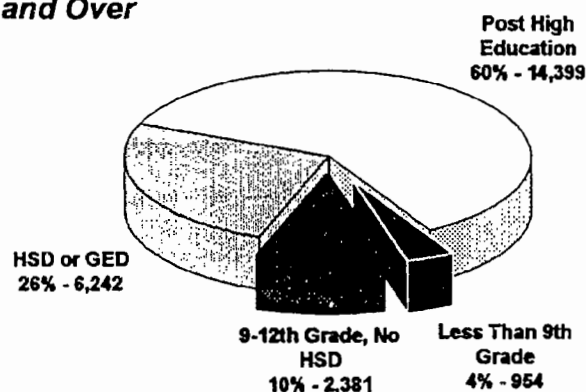
Population

0 to 5 years	2,707
6 to 17 years	5,537
18 years and over	24,040
Total	32,284

ENGLISH AS A SECOND LANGUAGE



EDUCATIONAL ATTAINMENT



LABOR FORCE

Persons 16 Years and Over

Percent in Labor Force	67.0
Percent Unemployed	6.1
Civilian Labor Force	16,611

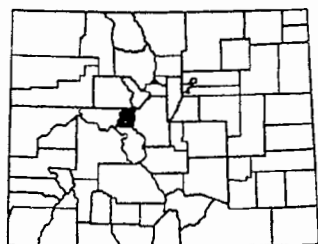
POVERTY STATUS

Persons For Whom Poverty Status is Determined

0 to 5 years	516
6 to 17 years	874
18 to 64 years	2,972
65 years and over	442
Total	4,804

PUBLIC ASSISTANCE

Persons With Public Assistance Income	1,706
Households With Public Assistance Income	578
Total Public Assistance Income	\$2,096,625.00
Average Public Assistance Income Per Person	\$1,228.97



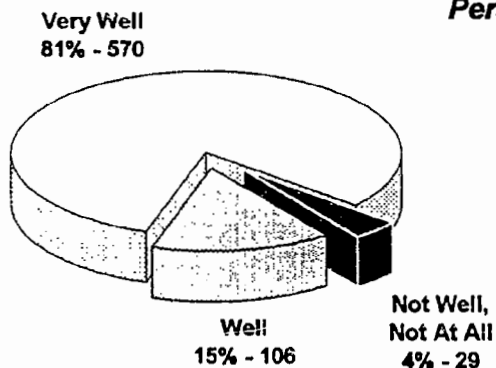
Lake County

Population

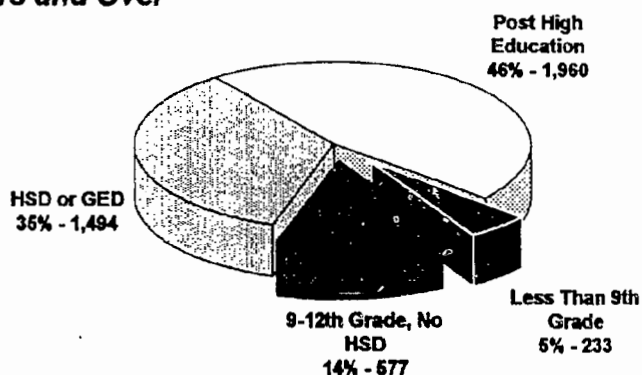
0 to 5 years	608
6 to 17 years	1,066
18 years and over	4,333
Total	6,007

ENGLISH AS A SECOND LANGUAGE

Persons 18 Years and Over



EDUCATIONAL ATTAINMENT



LABOR FORCE

Persons 16 Years and Over

Percent in Labor Force	73.3
Percent Unemployed	6.7
Civilian Labor Force	3,240

POVERTY STATUS

Persons For Whom Poverty Status is Determined

0 to 5 years	120
6 to 17 years	165
18 to 64 years	364
65 years and over	88
Total	737

PUBLIC ASSISTANCE

Persons With Public Assistance Income	177
Households With Public Assistance Income	72
Total Public Assistance Income	\$182,084.00
Average Public Assistance Income Per Person	\$1,028.72



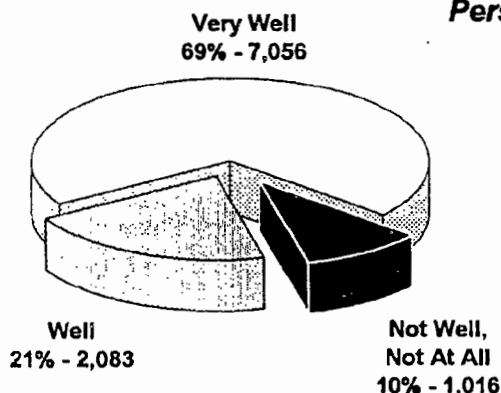
Larimer County

Population

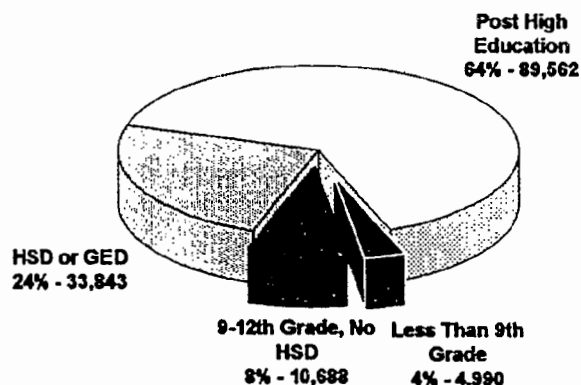
0 to 5 years	16,429
6 to 17 years	30,632
18 years and over	139,075
Total	186,136

ENGLISH AS A SECOND LANGUAGE

Persons 18 Years and Over



EDUCATIONAL ATTAINMENT



LABOR FORCE

Persons 16 Years and Over

Percent in Labor Force	69.3
Percent Unemployed	5.3
Civilian Labor Force	99,358

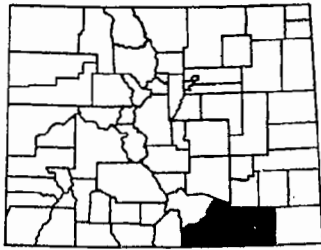
POVERTY STATUS

Persons For Whom Poverty Status is Determined

0 to 5 years	2,063
6 to 17 years	2,910
18 to 64 years	14,886
65 years and over	1,607
Total	21,466

PUBLIC ASSISTANCE

Persons With Public Assistance Income	7,542
Households With Public Assistance Income	2,757
Total Public Assistance Income	\$10,755,007.00
Average Public Assistance Income Per Person	\$1,426.01

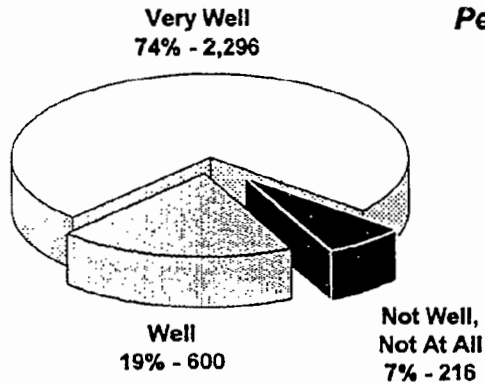


Las Animas County

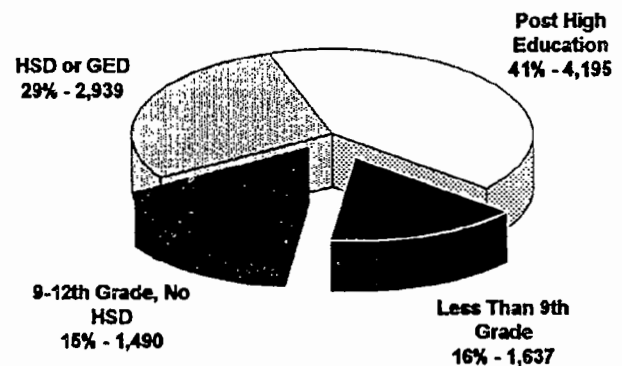
Population

0 to 5 years	1,062
6 to 17 years	2,442
18 years and over	10,261
Total	13,765

ENGLISH AS A SECOND LANGUAGE



EDUCATIONAL ATTAINMENT



LABOR FORCE

Persons 16 Years and Over

Percent in Labor Force	51.5
Percent Unemployed	8.8
Civilian Labor Force	5,507

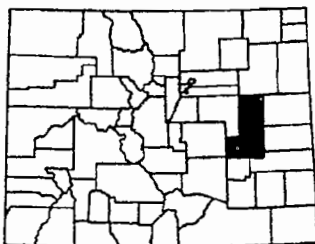
POVERTY STATUS

Persons For Whom Poverty Status is Determined

0 to 5 years	475
6 to 17 years	682
18 to 64 years	1,702
65 years and over	639
Total	3,498

PUBLIC ASSISTANCE

Persons With Public Assistance Income	1,790
Households With Public Assistance Income	683
Total Public Assistance Income	\$2,048,635.00
Average Public Assistance Income Per Person	\$1,144.49



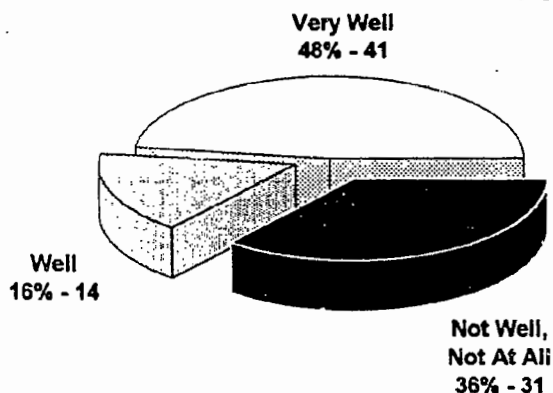
Lincoln County

Population

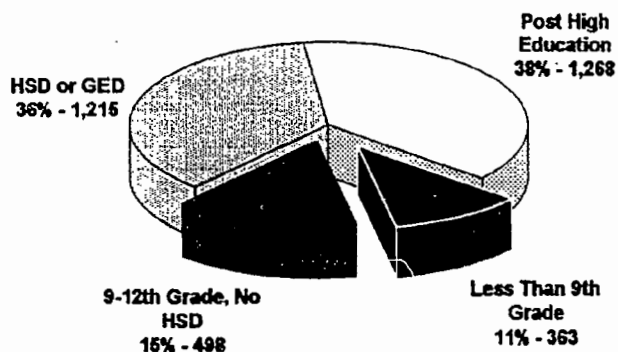
0 to 5 years.....	416
6 to 17 years	777
18 years and over	3,336
Total.....	4,529

ENGLISH AS A SECOND LANGUAGE

Persons 18 Years and Over



EDUCATIONAL ATTAINMENT



LABOR FORCE

Persons 16 Years and Over

Percent in Labor Force.....	63.3
Percent Unemployed	3.4
Civilian Labor Force	2,194

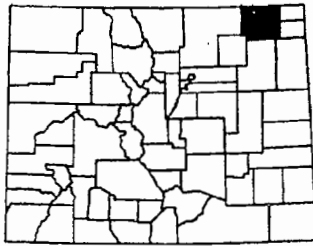
POVERTY STATUS

Persons For Whom Poverty Status is Determined

0 to 5 years	131
6 to 17 years	157
18 to 64 years	349
65 years and over	152
Total	789

PUBLIC ASSISTANCE

Persons With Public Assistance Income	415
Households With Public Assistance Income	164
Total Public Assistance Income	\$455,189.00
Average Public Assistance Income Per Person	\$1,096.84



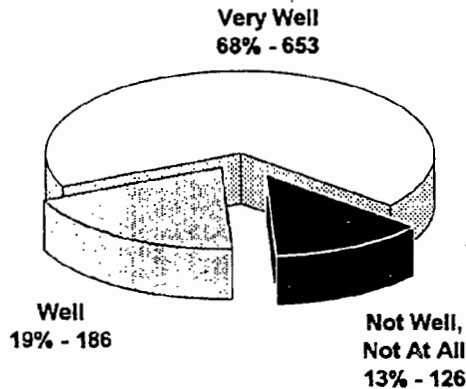
Logan County

Population

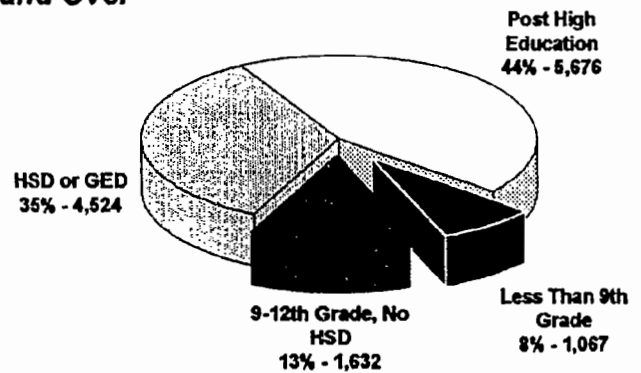
0 to 5 years	1,494
6 to 17 years	3,188
18 years and over	12,885
Total	17,567

ENGLISH AS A SECOND LANGUAGE:

Persons 18 Years and Over



EDUCATIONAL ATTAINMENT



LABOR FORCE

Persons 16 Years and Over

Percent in Labor Force	66.6
Percent Unemployed	3.8
Civilian Labor Force	8,870

POVERTY STATUS

Persons For Whom Poverty Status is Determined

0 to 5 years	289
6 to 17 years	584
18 to 64 years	1,271
65 years and over	411
Total	2,555

PUBLIC ASSISTANCE

Persons With Public Assistance Income	1,192
Households With Public Assistance Income	456
Total Public Assistance Income	\$1,694,051.00
Average Public Assistance Income Per Person	\$1,421.18

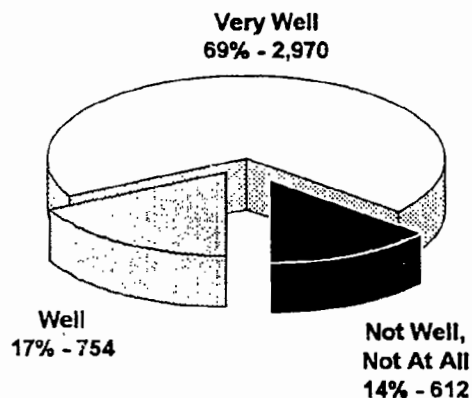


Mesa County

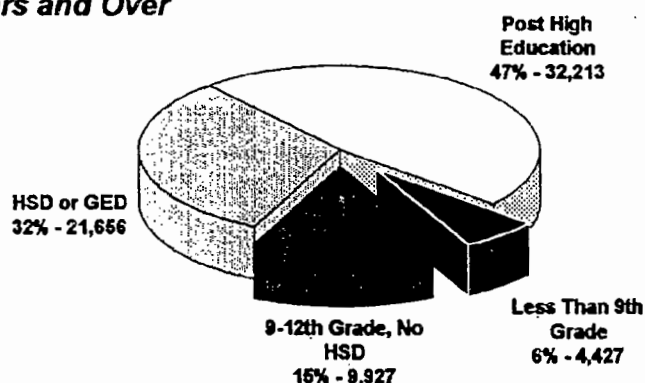
Population

0 to 5 years	8,047
6 to 17 years	16,953
18 years and over	68,145
Total	93,145

ENGLISH AS A SECOND LANGUAGE



EDUCATIONAL ATTAINMENT



LABOR FORCE

Persons 16 Years and Over

Percent in Labor Force	62.6
Percent Unemployed	7.0
Civilian Labor Force	44,329

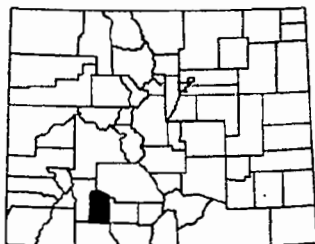
POVERTY STATUS

Persons For Whom Poverty Status is Determined

0 to 5 years	1,875
6 to 17 years	3,207
18 to 64 years	7,261
65 years and over	1,449
Total	13,792

PUBLIC ASSISTANCE

Persons With Public Assistance Income	7,912
Households With Public Assistance Income	2,911
Total Public Assistance Income	\$11,011,070.00
Average Public Assistance Income Per Person	\$1,391.69



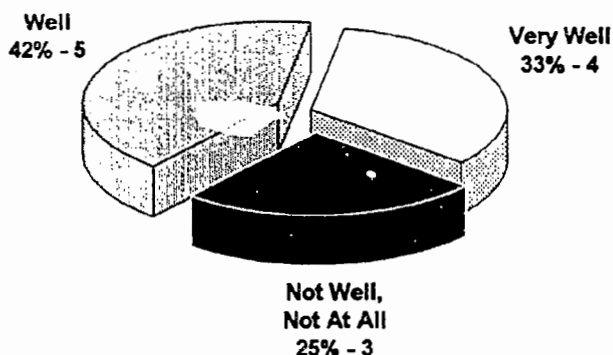
Mineral County

Population

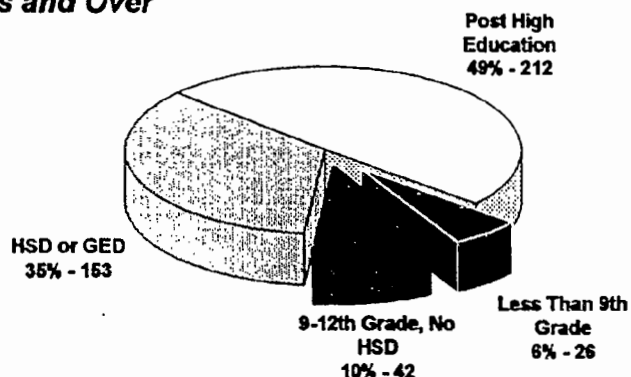
0 to 5 years	58
6 to 17 years	67
18 years and over	433
Total	558

ENGLISH AS A SECOND LANGUAGE

Persons 18 Years and Over



EDUCATIONAL ATTAINMENT



LABOR FORCE

Persons 16 Years and Over

Percent in Labor Force	60.8
Percent Unemployed	6.8
Civilian Labor Force	265

POVERTY STATUS

Persons For Whom Poverty Status is Determined

0 to 5 years	13
6 to 17 years	6
18 to 64 years	48
65 years and over	6
Total	73

PUBLIC ASSISTANCE

Persons With Public Assistance Income	13
Households With Public Assistance Income	7
Total Public Assistance Income	\$18,692.00
Average Public Assistance Income Per Person	\$1,437.85

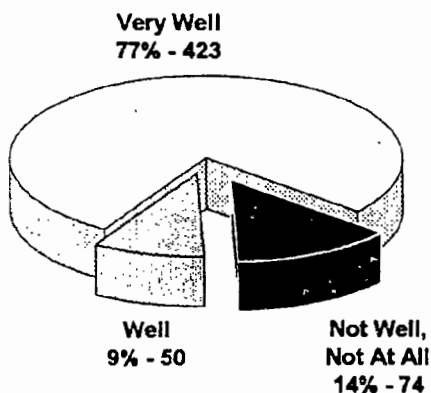


Moffat County

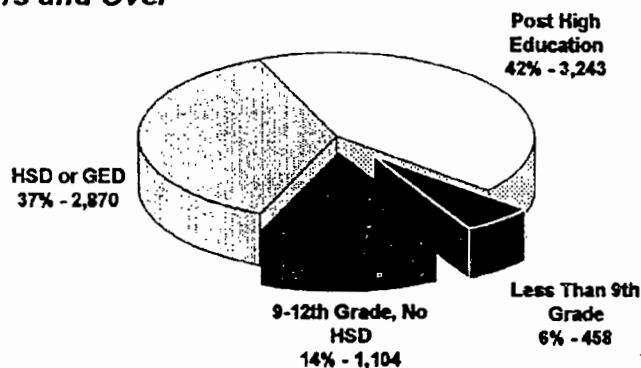
Population

0 to 5 years	1,198
6 to 17 years	2,480
18 years and over	7,679
Total	11,357

ENGLISH AS A SECOND LANGUAGE



EDUCATIONAL ATTAINMENT



LABOR FORCE

Persons 16 Years and Over

Percent in Labor Force	71.2
Percent Unemployed	6.5
Civilian Labor Force	5,722

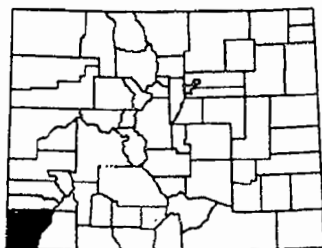
POVERTY STATUS

Persons For Whom Poverty Status is Determined

0 to 5 years	210
6 to 17 years	283
18 to 64 years	607
65 years and over	136
Total	1,236

PUBLIC ASSISTANCE

Persons With Public Assistance Income	397
Households With Public Assistance Income	195
Total Public Assistance Income	\$525,288.00
Average Public Assistance Income Per Person	\$1,323.14



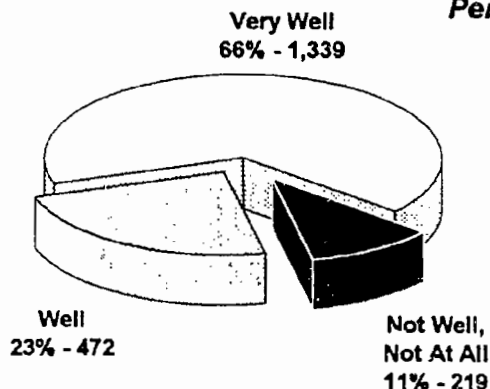
Montezuma County

Population

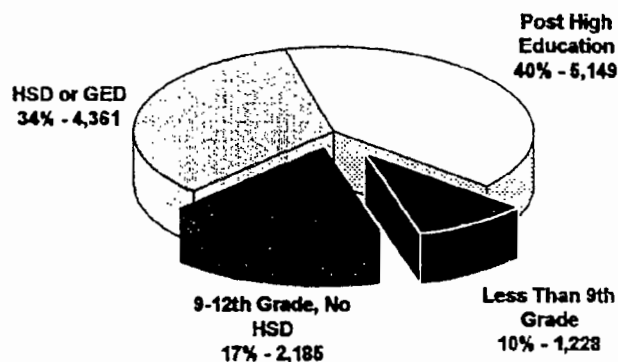
0 to 5 years	1,879
6 to 17 years	3,953
18 years and over	12,840
Total	18,672

ENGLISH AS A SECOND LANGUAGE

Persons 18 Years and Over



EDUCATIONAL ATTAINMENT



LABOR FORCE

Persons 16 Years and Over

Percent in Labor Force	62.1
Percent Unemployed	7.8
Civilian Labor Force	8,340

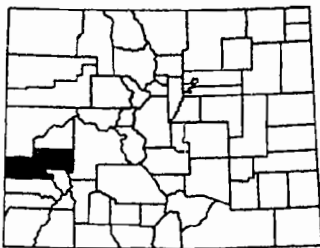
POVERTY STATUS

Persons For Whom Poverty Status is Determined

0 to 5 years	579
6 to 17 years	935
18 to 64 years	1,805
65 years and over	416
Total	3,735

PUBLIC ASSISTANCE

Persons With Public Assistance*Income	2,101
Households With Public Assistance Income	697
Total Public Assistance Income	\$2,113,412.00
Average Public Assistance Income Per Person	\$1,005.91



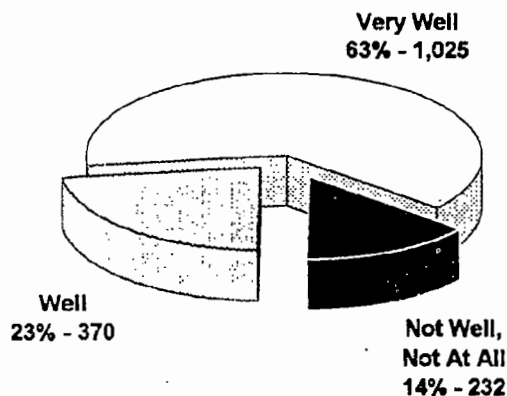
Montrose County

Population

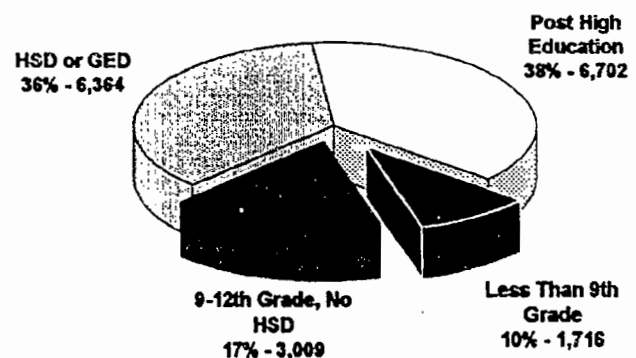
0 to 5 years	1,958
6 to 17 years	4,740
18 years and over	17,725
Total	24,423

ENGLISH AS A SECOND LANGUAGE

Persons 18 Years and Over



EDUCATIONAL ATTAINMENT



LABOR FORCE

Persons 16 Years and Over

Percent in Labor Force	60.9
Percent Unemployed	6.1
Civilian Labor Force	11,170

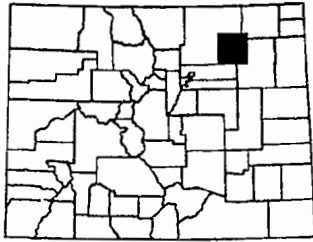
POVERTY STATUS

Persons For Whom Poverty Status is Determined

0 to 5 years	465
6 to 17 years	767
18 to 64 years	1,643
65 years and over	537
Total	3,412

PUBLIC ASSISTANCE

Persons With Public Assistance Income	1,469
Households With Public Assistance Income	652
Total Public Assistance Income	\$2,208,223.00
Average Public Assistance Income Per Person	\$1,503.21



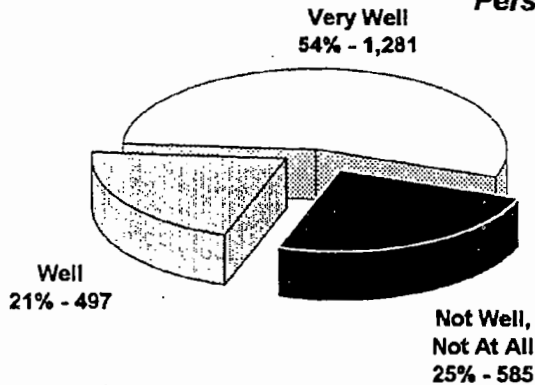
Morgan County

Population

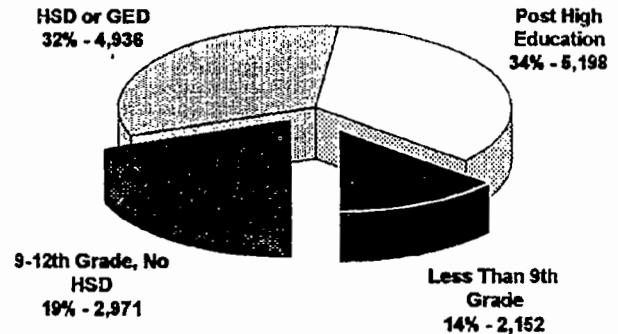
0 to 5 years	2,213
6 to 17 years	4,294
18 years and over	15,432
Total	21,939

ENGLISH AS A SECOND LANGUAGE

Persons 18 Years and Over



EDUCATIONAL ATTAINMENT



LABOR FORCE

Persons 16 Years and Over

Percent in Labor Force	66.0
Percent Unemployed	5.7
Civilian Labor Force	10,400

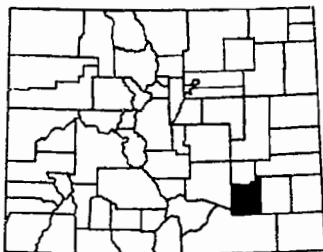
POVERTY STATUS

Persons For Whom Poverty Status is Determined

0 to 5 years	552
6 to 17 years	798
18 to 64 years	1,605
65 years and over	459
Total	3,414

PUBLIC ASSISTANCE

Persons With Public Assistance Income	1,910
Households With Public Assistance Income	650
Total Public Assistance Income	\$2,411,278.00
Average Public Assistance Income Per Person	\$1,262.45

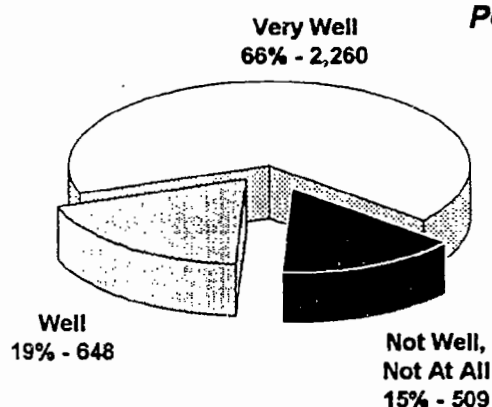


Otero County

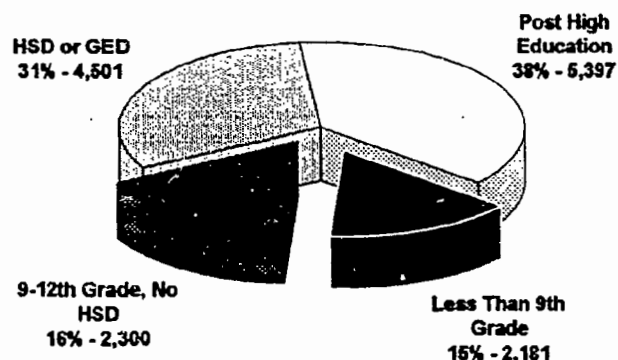
Population

0 to 5 years	1,787
6 to 17 years	4,052
18 years and over	14,346
Total	20,185

ENGLISH AS A SECOND LANGUAGE



EDUCATIONAL ATTAINMENT



LABOR FORCE

Persons 16 Years and Over

Percent in Labor Force	56.8
Percent Unemployed	8.1
Civilian Labor Force	8,334

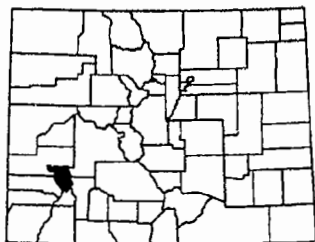
POVERTY STATUS

Persons For Whom Poverty Status is Determined

0 to 5 years	666
6 to 17 years	1,269
18 to 64 years	2,193
65 years and over	570
Total	4,698

PUBLIC ASSISTANCE

Persons With Public Assistance Income	2,910
Households With Public Assistance Income	973
Total Public Assistance Income	\$3,072,985.00
Average Public Assistance Income Per Person	\$1,056.01

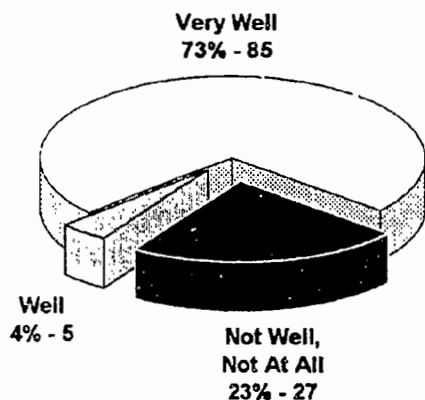


Ouray County

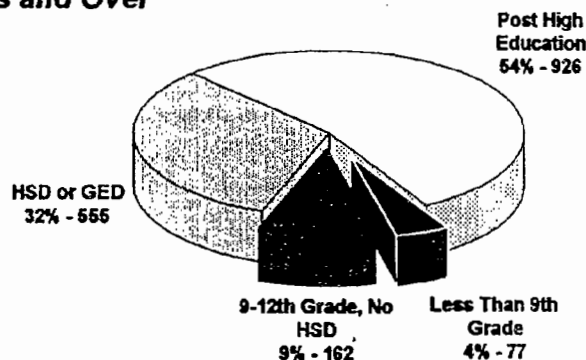
Population

0 to 5 years	152
6 to 17 years	418
18 years and over	1,725
Total	2,295

ENGLISH AS A SECOND LANGUAGE



EDUCATIONAL ATTAINMENT



LABOR FORCE

Persons 16 Years and Over

Percent in Labor Force	64.8
Percent Unemployed	7.0
Civilian Labor Force	1,145

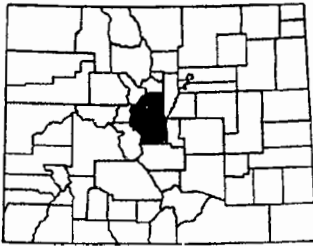
POVERTY STATUS

Persons For Whom Poverty Status is Determined

0 to 5 years	29
6 to 17 years	43
18 to 64 years	126
65 years and over	22
Total	220

PUBLIC ASSISTANCE

Persons With Public Assistance Income	73
Households With Public Assistance Income	30
Total Public Assistance Income	\$98,900.00
Average Public Assistance Income Per Person	\$1,354.79



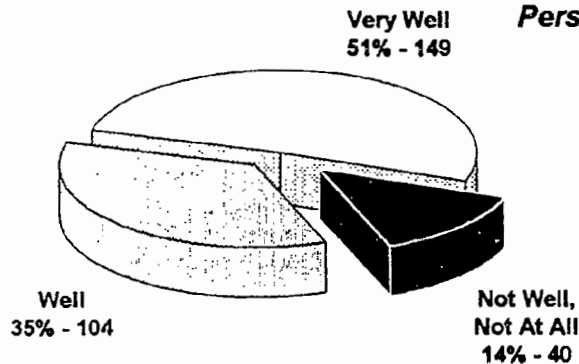
Park County

Population

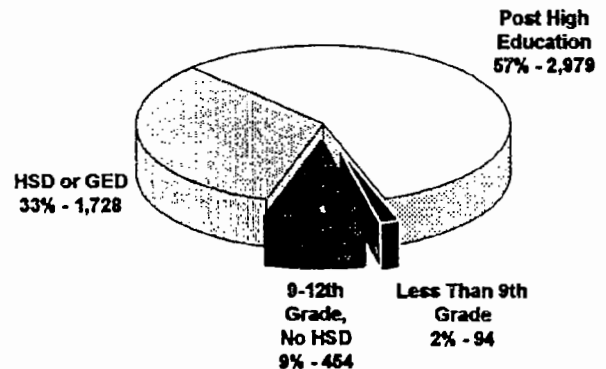
0 to 5 years	598
6 to 17 years	1,358
18 years and over	5,218
Total	7,174

ENGLISH AS A SECOND LANGUAGE

Persons 18 Years and Over



EDUCATIONAL ATTAINMENT



LABOR FORCE

Persons 16 Years and Over

Percent in Labor Force	69.0
Percent Unemployed	4.0
Civilian Labor Force	3,737

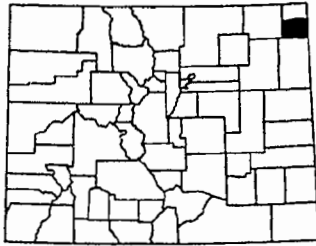
POVERTY STATUS

Persons For Whom Poverty Status is Determined

0 to 5 years	65
6 to 17 years	166
18 to 64 years	387
65 years and over	51
Total	669

PUBLIC ASSISTANCE

Persons With Public Assistance Income	277
Households With Public Assistance Income	82
Total Public Assistance Income	\$274,424.00
Average Public Assistance Income Per Person	\$990.70



Phillips County

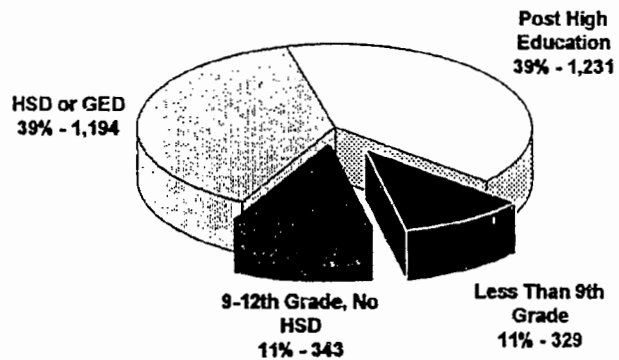
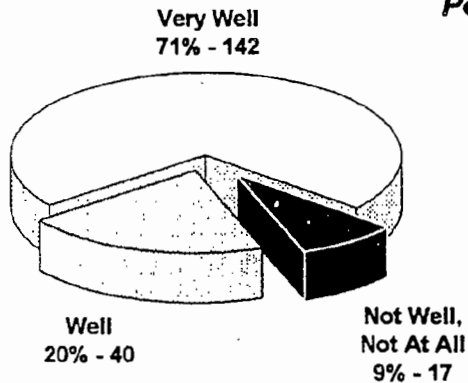
Population

0 to 5 years	333
6 to 17 years	767
18 years and over	3,089
Total	4,189

ENGLISH AS A SECOND LANGUAGE

EDUCATIONAL ATTAINMENT

Persons 18 Years and Over



LABOR FORCE

Persons 16 Years and Over

Percent in Labor Force	58.8
Percent Unemployed	3.7
Civilian Labor Force	1,894

POVERTY STATUS

Persons For Whom Poverty Status is Determined

0 to 5 years	82
6 to 17 years	110
18 to 64 years	254
65 years and over	133
Total	579

PUBLIC ASSISTANCE

Persons With Public Assistance Income	309
Households With Public Assistance Income	115
Total Public Assistance Income	\$325,212.00
Average Public Assistance Income Per Person	\$1,052.47

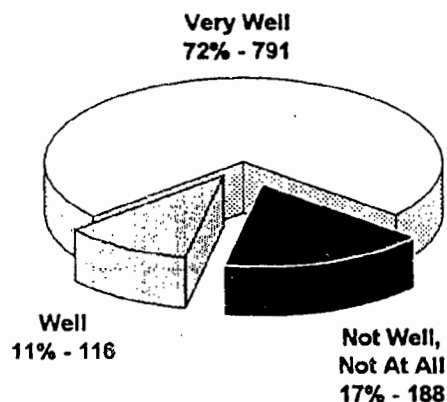


Pitkin County

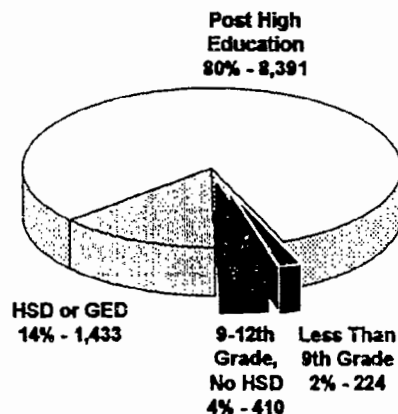
Population

0 to 5 years.....	848
6 to 17 years	1,284
18 years and over	10,529
Total.....	12,661

ENGLISH AS A SECOND LANGUAGE



EDUCATIONAL ATTAINMENT



LABOR FORCE

Persons 16 Years and Over

Percent in Labor Force	82.9
Percent Unemployed	3.4
Civilian Labor Force	8,869

POVERTY STATUS

Persons For Whom Poverty Status is Determined

0 to 5 years	32
6 to 17 years	70
18 to 64 years	666
65 years and over	26
Total	794

PUBLIC ASSISTANCE

Persons With Public Assistance Income	140
Households With Public Assistance Income	45
Total Public Assistance Income	\$271,852.00
Average Public Assistance Income Per Person	\$1,941.80



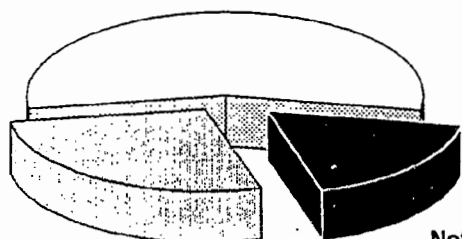
Prowers County

Population

0 to 5 years	1,333
6 to 17 years	2,832
18 years and over	9,182
Total	13,347

ENGLISH AS A SECOND LANGUAGE

Very Well
55% - 863



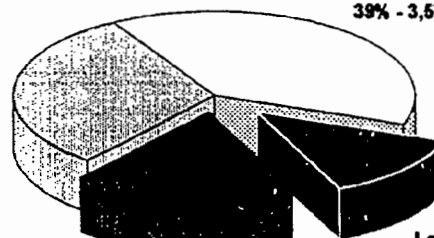
Well
27% - 418

Persons 18 Years and Over

Not Well,
Not At All
18% - 281

EDUCATIONAL ATTAINMENT

Post High
Education
39% - 3,552



HSD or GED
31% - 2,825

9-12th Grade, No
HSD
18% - 1,614

Less Than 9th
Grade
13% - 1,182

LABOR FORCE

Persons 16 Years and Over

Percent in Labor Force	65.5
Percent Unemployed	6.4
Civilian Labor Force	6,271

POVERTY STATUS

Persons For Whom Poverty Status is Determined

0 to 5 years	461
6 to 17 years	689
18 to 64 years	1,294
65 years and over	312
Total	2,756

PUBLIC ASSISTANCE

Persons With Public Assistance Income	1,319
Households With Public Assistance Income	430
Total Public Assistance Income	\$1,378,902.00
Average Public Assistance Income Per Person	\$1,045.41

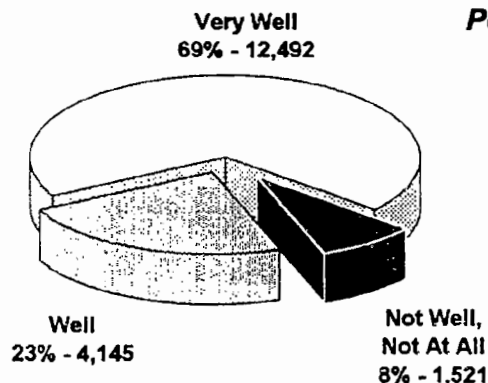


Pueblo County

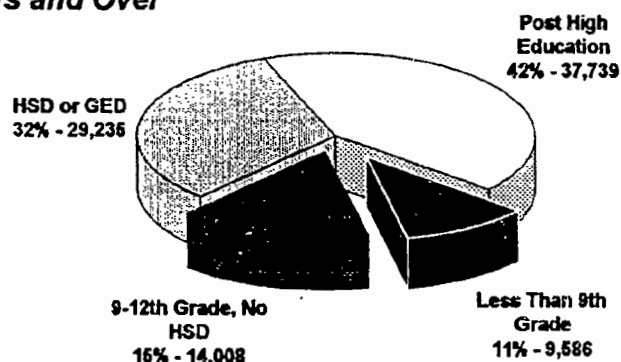
Population

0 to 5 years.....	10,394
6 to 17 years	22,085
18 years and over	90,572
Total.....	123,051

ENGLISH AS A SECOND LANGUAGE



EDUCATIONAL ATTAINMENT



LABOR FORCE

Persons 16 Years and Over

Percent in Labor Force	55.6
Percent Unemployed	9.0
Civilian Labor Force	52,107

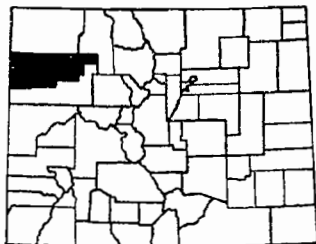
POVERTY STATUS

Persons For Whom Poverty Status is Determined

0 to 5 years	3,681
6 to 17 years	5,789
18 to 64 years	12,441
65 years and over	2,407
Total	24,318

PUBLIC ASSISTANCE

Persons With Public Assistance Income	15,600
Households With Public Assistance Income	5,344
Total Public Assistance Income	\$19,940,094.00
Average Public Assistance Income Per Person	\$1,278.21

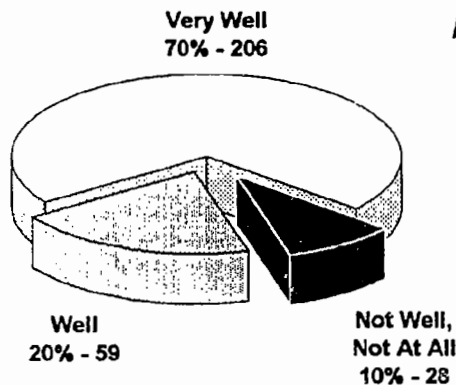


Rio Blanco County

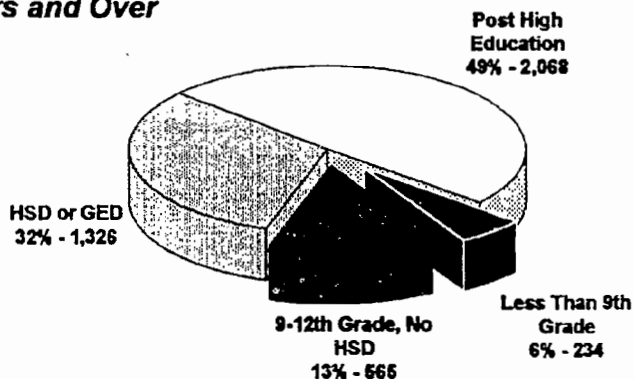
Population

0 to 5 years	552
6 to 17 years	1,242
18 years and over	4,178
Total	5,972

ENGLISH AS A SECOND LANGUAGE



EDUCATIONAL ATTAINMENT



LABOR FORCE

Persons 16 Years and Over

Percent in Labor Force	68.4
Percent Unemployed	5.0
Civilian Labor Force	2,976

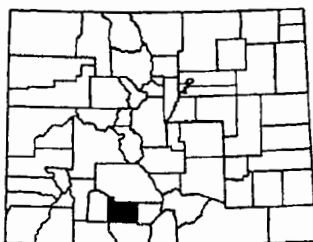
POVERTY STATUS

Persons For Whom Poverty Status is Determined

0 to 5 years	110
6 to 17 years	183
18 to 64 years	385
65 years and over	109
Total	787

PUBLIC ASSISTANCE

Persons With Public Assistance Income	349
Households With Public Assistance Income	122
Total Public Assistance Income	\$516,015.00
Average Public Assistance Income Per Person	\$1,478.55

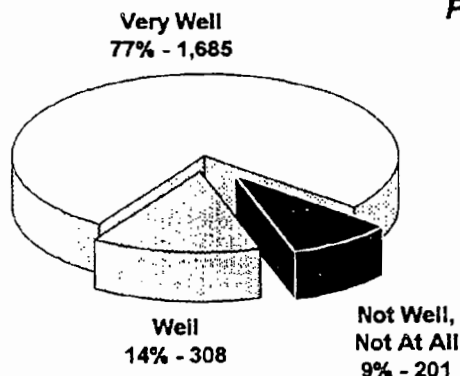


Rio Grande County

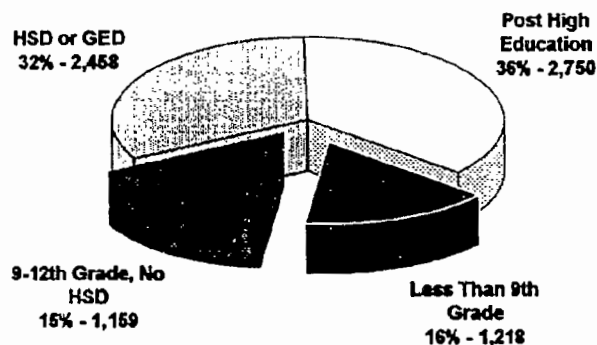
Population

0 to 5 years	1,010
6 to 17 years	2,241
18 years and over	7,519
Total	10,770

ENGLISH AS A SECOND LANGUAGE



EDUCATIONAL ATTAINMENT



LABOR FORCE

Persons 16 Years and Over

Percent in Labor Force	59.5
Percent Unemployed	7.2
Civilian Labor Force	4,671

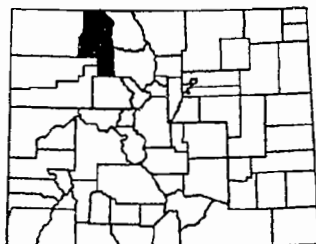
POVERTY STATUS

Persons For Whom Poverty Status is Determined

0 to 5 years	363
6 to 17 years	657
18 to 64 years	1,203
65 years and over	293
Total	2,516

PUBLIC ASSISTANCE

Persons With Public Assistance Income	1,464
Households With Public Assistance Income	507
Total Public Assistance Income	\$1,790,989.00
Average Public Assistance Income Per Person	\$1,223.35



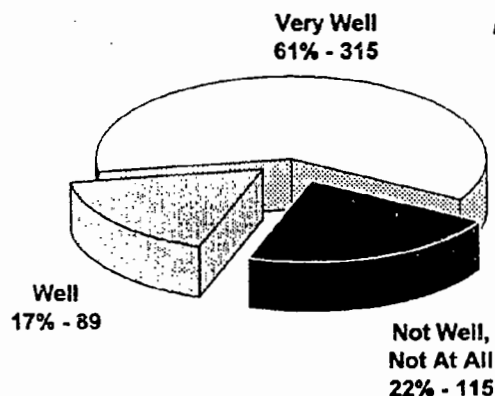
Routt County

Population


0 to 5 years	1,216
6 to 17 years	2,331
18 years and over	10,541
Total	14,088

ENGLISH AS A SECOND LANGUAGE

Persons 18 Years and Over



EDUCATIONAL ATTAINMENT



LABOR FORCE

Persons 16 Years and Over

Percent in Labor Force	81.7
Percent Unemployed	5.0
Civilian Labor Force	8,879

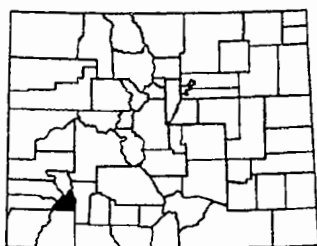
POVERTY STATUS

Persons For Whom Poverty Status is Determined

0 to 5 years	142
6 to 17 years	235
18 to 64 years	891
65 years and over	94
Total	1,362

PUBLIC ASSISTANCE

Persons With Public Assistance Income	205
Households With Public Assistance Income	92
Total Public Assistance Income	\$199,278.00
Average Public Assistance Income Per Person	\$972.09

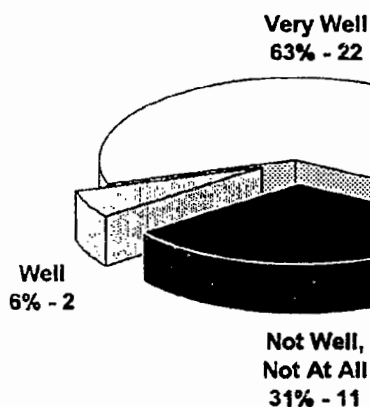


San Juan County

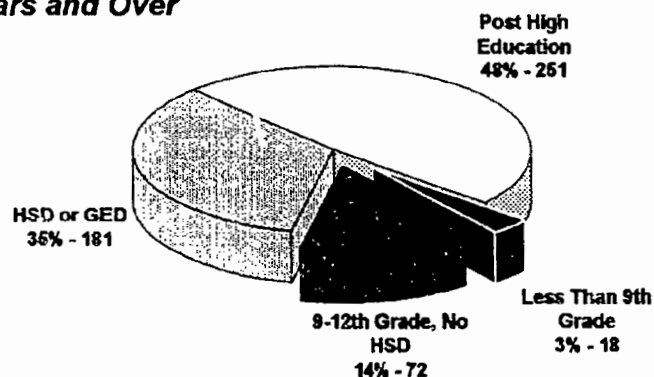
Population

0 to 5 years	67
6 to 17 years	155
18 years and over	523
Total	745

ENGLISH AS A SECOND LANGUAGE



EDUCATIONAL ATTAINMENT



LABOR FORCE

Persons 16 Years and Over

Percent in Labor Force	71.2
Percent Unemployed	10.2
Civilian Labor Force	393

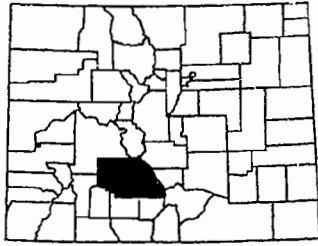
POVERTY STATUS

Persons For Whom Poverty Status is Determined

0 to 5 years	8
6 to 17 years	25
18 to 64 years	59
65 years and over	4
Total	96

PUBLIC ASSISTANCE

Persons With Public Assistance Income	9
Households With Public Assistance Income	2
Total Public Assistance Income	\$13,880.00
Average Public Assistance Income Per Person	\$1,542.22



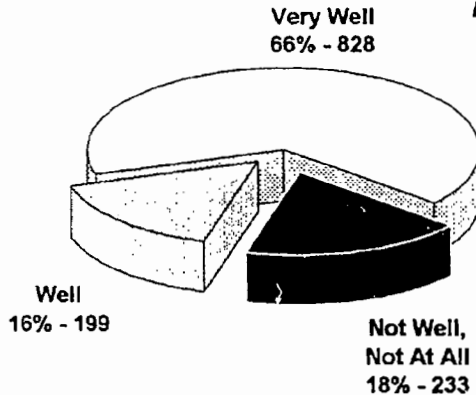
Saguache County

Population

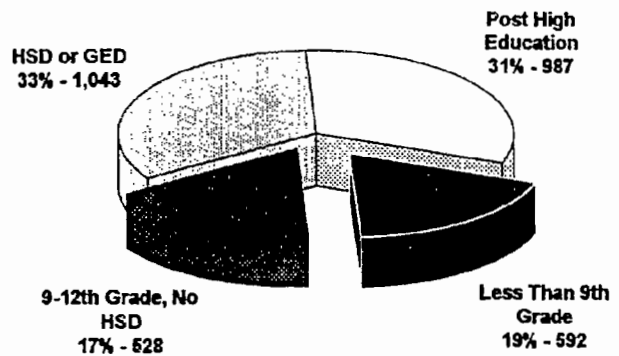
0 to 5 years	463
6 to 17 years.....	1,003
18 years and over	3,153
Total	4,619

ENGLISH AS A SECOND LANGUAGE

Persons 18 Years and Over



EDUCATIONAL ATTAINMENT



LABOR FORCE

Persons 16 Years and Over

Percent in Labor Force	61.7
Percent Unemployed	6.7
Civilian Labor Force	2,026

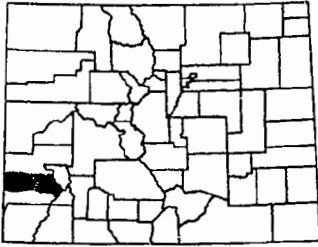
POVERTY STATUS

Persons For Whom Poverty Status is Determined

0 to 5 years	198
6 to 17 years	418
18 to 64 years	667
65 years and over	116
Total	1,399

PUBLIC ASSISTANCE

Persons With Public Assistance Income	650
Households With Public Assistance Income	247
Total Public Assistance Income	\$590,545.00
Average Public Assistance Income Per Person	\$908.53




San Miguel County

Population

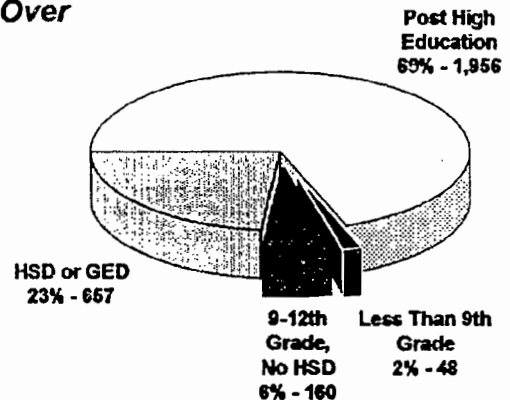
0 to 5 years.....	308
6 to 17 years	517
18 years and over	2,828
Total.....	3,653

ENGLISH AS A SECOND LANGUAGE

Persons 18 Years and Over



EDUCATIONAL ATTAINMENT



LABOR FORCE

Persons 16 Years and Over

Percent in Labor Force	83.1
Percent Unemployed	6.0
Civilian Labor Force	2,413

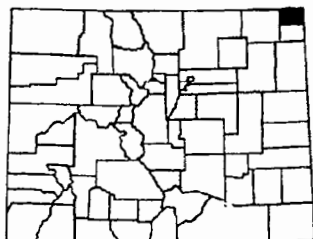
POVERTY STATUS

Persons For Whom Poverty Status is Determined

0 to 5 years	35
6 to 17 years	66
18 to 64 years	292
65 years and over	23
Total	416

PUBLIC ASSISTANCE

Persons With Public Assistance Income	162
Households With Public Assistance Income	63
Total Public Assistance Income	\$183,352.00
Average Public Assistance Income Per Person	\$1,131.80

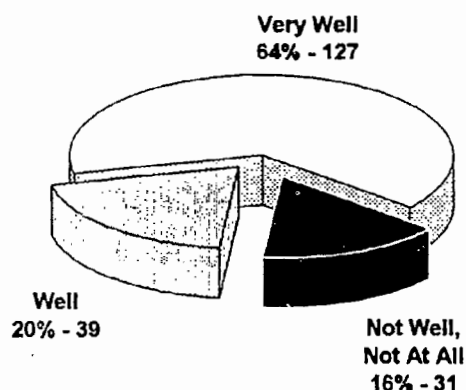


Sedgwick County

Population

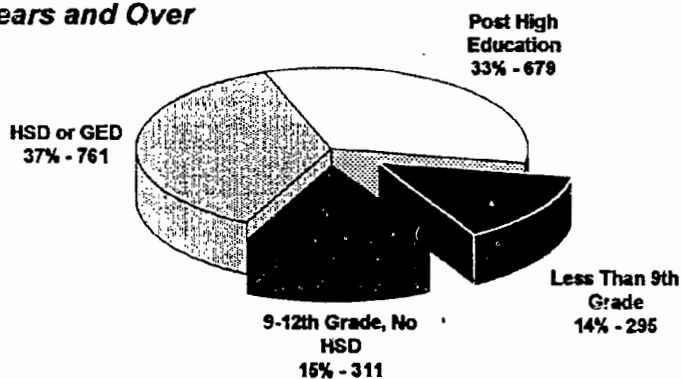
0 to 5 years	172
6 to 17 years.....	481
18 years and over	2,037
Total	2,690

ENGLISH AS A SECOND LANGUAGE



Persons 18 Years and Over

EDUCATIONAL ATTAINMENT



LABOR FORCE

Persons 16 Years and Over

Percent in Labor Force	61.1
Percent Unemployed	2.8
Civilian Labor Force	1,292

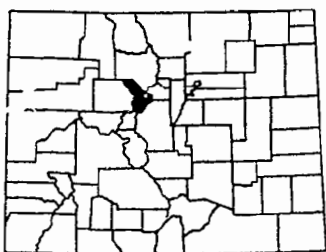
POVERTY STATUS

Persons For Whom Poverty Status is Determined

0 to 5 years	41
6 to 17 years	62
18 to 64 years	154
65 years and over	48
Total	305

PUBLIC ASSISTANCE

Persons With Public Assistance Income	158
Households With Public Assistance Income	71
Total Public Assistance Income	\$242,372.00
Average Public Assistance Income Per Person	\$1,534.00

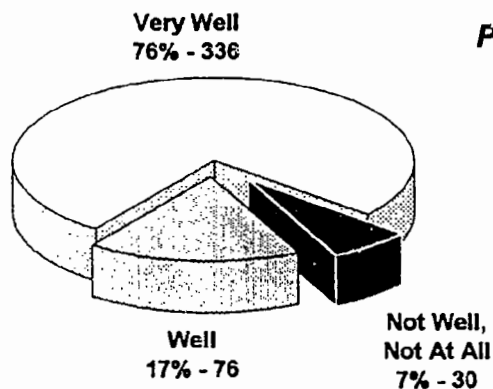


Summit County

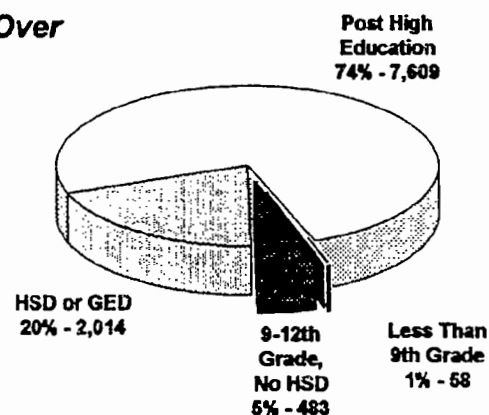
Population

0 to 5 years	1,112
6 to 17 years	1,536
18 years and over	10,233
Total	12,881

ENGLISH AS A SECOND LANGUAGE



EDUCATIONAL ATTAINMENT



LABOR FORCE

Persons 16 Years and Over

Percent in Labor Force	87.9
Percent Unemployed	3.9
Civilian Labor Force	9,173

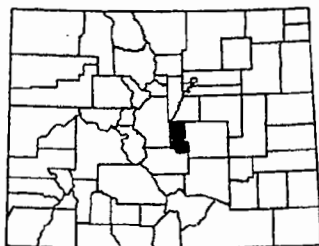
POVERTY STATUS

Persons For Whom Poverty Status is Determined

0 to 5 years	55
6 to 17 years	134
18 to 64 years	783
65 years and over	32
Total	1,004

PUBLIC ASSISTANCE

Persons With Public Assistance Income	259
Households With Public Assistance Income	90
Total Public Assistance Income	\$266,232.00
Average Public Assistance Income Per Person	\$1,027.92



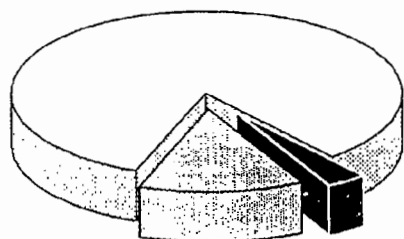
Teller County

Population

0 to 5 years	1,160
6 to 17 years	2,436
18 years and over	8,872
Total	12,468

ENGLISH AS A SECOND LANGUAGE

Very Well
83% - 291



Well
14% - 48

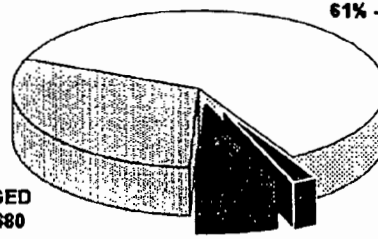
Not Well,
Not At All
3% - 12

Persons 18 Years and Over

EDUCATIONAL ATTAINMENT

Post High
Education
61% - 5,367

HSD or GED
30% - 2,680



9-12th
Grade,
No HSD
7% - 616

Less Than 9th
Grade
2% - 206

LABOR FORCE

Persons 16 Years and Over

Percent in Labor Force	72.5
Percent Unemployed	5.8
Civilian Labor Force	6,646

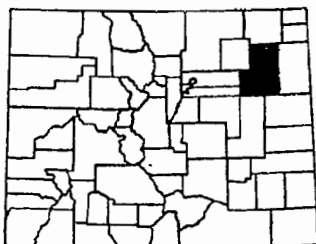
POVERTY STATUS

Persons For Whom Poverty Status is Determined

0 to 5 years	148
6 to 17 years	263
18 to 64 years	743
65 years and over	97
Total	1,251

PUBLIC ASSISTANCE

Persons With Public Assistance Income	805
Households With Public Assistance Income	255
Total Public Assistance Income	\$786,742.00
Average Public Assistance Income Per Person	\$977.32



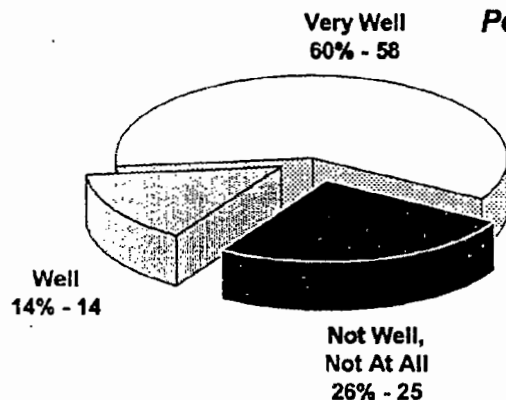
Washington County

Population

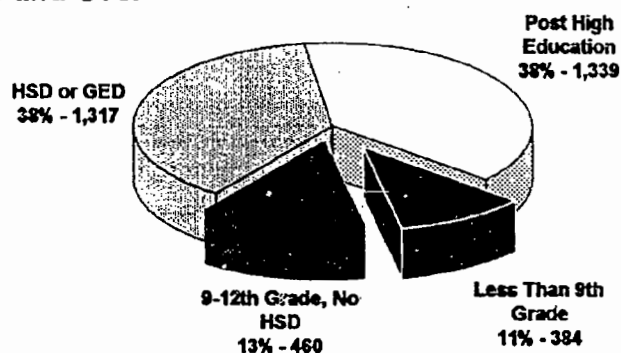
0 to 5 years.....	392
6 to 17 years	908
18 years and over	3,512
Total.....	4,812

ENGLISH AS A SECOND LANGUAGE

Persons 18 Years and Over



EDUCATIONAL ATTAINMENT



LABOR FORCE

Persons 16 Years and Over

Percent in Labor Force	61.9
Percent Unemployed	3.9
Civilian Labor Force	2,255

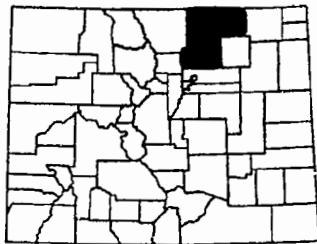
POVERTY STATUS

Persons For Whom Poverty Status is Determined

0 to 5 years	92
6 to 17 years	199
18 to 64 years	360
65 years and over	97
Total	748

PUBLIC ASSISTANCE

Persons With Public Assistance Income	325
Households With Public Assistance Income	125
Total Public Assistance Income	\$374,282.00
Average Public Assistance Income Per Person ..	\$1,151.54



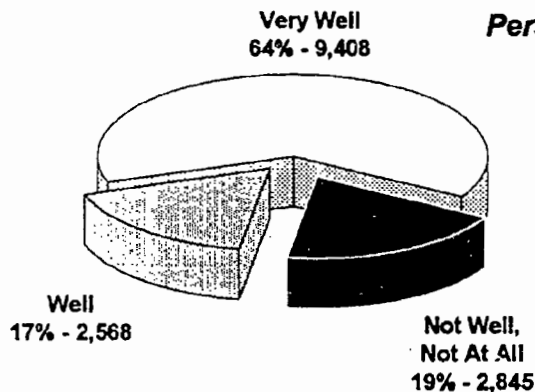
Weld County

Population

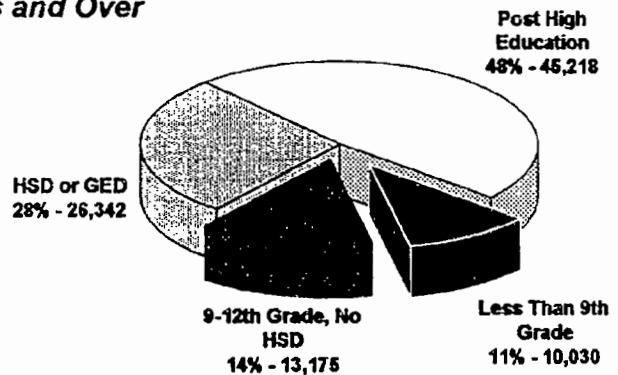
0 to 5 years	12,602
6 to 17 years	24,411
18 years and over	94,808
Total	131,821

ENGLISH AS A SECOND LANGUAGE

Persons 18 Years and Over



EDUCATIONAL ATTAINMENT



LABOR FORCE

Persons 16 Years and Over

Percent in Labor Force	68.2
Percent Unemployed	5.7
Civilian Labor Force	66,893

POVERTY STATUS

Persons For Whom Poverty Status is Determined

0 to 5 years	2,637
6 to 17 years	4,415
18 to 64 years	10,978
65 years and over	1,564
Total	19,594

PUBLIC ASSISTANCE

Persons With Public Assistance Income	9,990
Households With Public Assistance Income	3,189
Total Public Assistance Income	\$10,979,124.00
Average Public Assistance Income Per Person	\$1,099.01



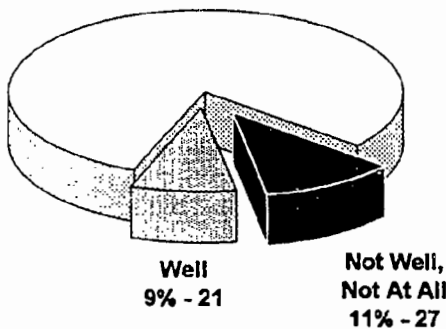
Yuma County

Population

0 to 5 years.....	732
6 to 17 years	1,858
18 years and over	6,364
Total.....	8,954

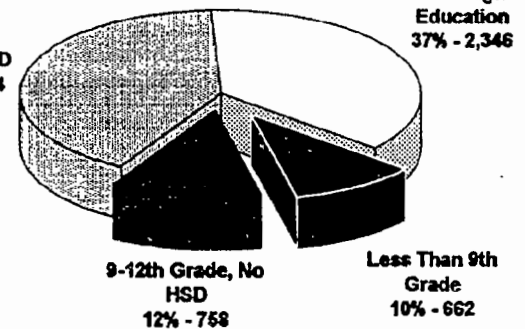
ENGLISH AS A SECOND LANGUAGE

Very Well
80% - 195



Persons 18 Years and Over

HSD or GED
41% - 2,594



LABOR FORCE

Persons 16 Years and Over

Percent in Labor Force	61.9
Percent Unemployed	3.3
Civilian Labor Force	4,144

POVERTY STATUS

Persons For Whom Poverty Status is Determined

0 to 5 years	87
6 to 17 years	297
18 to 64 years	586
65 years and over	201
Total	1,171

PUBLIC ASSISTANCE

Persons With Public Assistance Income	547
Households With Public Assistance Income	204
Total Public Assistance Income	\$879,228.00
Average Public Assistance Income Per Person	\$1,607.36



**Colorado Department of Education
Office of Adult Education
201 East Colfax
Denver, Colorado 80203
(303) 866-6609**

BEST COPY AVAILABLE



Printed on recycled paper